

DELL RAPIDS SCHOOL DISTRICT NO. 49-3

AUDIT REPORT

FOR THE FISCAL YEAR ENDED

JUNE 30, 2023

DELL RAPIDS SCHOOL DISTRICT NO. 49-3
TABLE OF CONTENTS

	Page
Independent Auditor's Report on Internal Control Over Financial Reporting and on Compliance and Other Matters Based on an Audit of Financial Statements Performed in Accordance with Government Auditing Standards	1
Independent Auditor's Report on Compliance for Each Major Federal Program and Report on Internal Control Over Compliance Required by the Uniform Guidance	3
Schedule of Prior Audit Findings	6
Schedule of Current Audit Findings and Questioned Costs	7
Independent Auditor's Report	9
Management's Discussion and Analysis (MD&A).....	12
 Basic Financial Statements	
Government-Wide Financial Statements:	
Statement of Net Position	25
Statement of Activities	26
 Fund Financial Statements:	
Governmental Funds	
Balance Sheet	27
Reconciliation of the Governmental Funds Balance Sheet to the Statement of Net Position	28
Statement of Revenues, Expenditures and Changes in Fund Balances.....	29
Reconciliation of the Statement of Revenues, Expenditures and Changes In Fund Balances to the Statement of Activities.....	32
 Proprietary Funds	
Statement of Net Position	33
Statement of Revenues, Expenses and Changes in Fund Net Position	34
Statement of Cash Flows	35

Fiduciary Funds	
Statement of Fiduciary Net Position.....	36
Statement of Changes in Fiduciary Net Position.....	37
Notes to the Financial Statements	38
Required Supplementary Information Other than MD&A:	
Budgetary Comparison Schedule – Budgetary Basis – General Fund.....	60
Budgetary Comparison Schedule – Budgetary Basis – Capital Outlay Fund	63
Budgetary Comparison Schedule – Budgetary Basis – Special Education Fund	65
Notes to Required Supplementary Information – Budgetary Comparison Schedules	66
Schedule of the School District’s Proportionate Share of the Net Pension Liability (Asset)	68
Schedule of the School District Contributions.....	69
Notes to Required Supplementary Information – Pension Schedules.....	70
Supplementary Information:	
Schedule of Expenditures of Federal Awards.....	72
Corrective Action Plan	74



KMWF & Associates, PC
Certified Public Accountants

INDEPENDENT AUDITOR'S REPORT ON INTERNAL CONTROL OVER FINANCIAL REPORTING
AND ON COMPLIANCE AND OTHER MATTERS BASED ON AN AUDIT OF FINANCIAL
STATEMENTS PERFORMED IN ACCORDANCE WITH GOVERNMENT AUDITING STANDARDS

Independent Auditor's Report

School Board
Dell Rapids School District No. 49-3
Minnehaha County, South Dakota

We have audited, in accordance with auditing standards generally accepted in the United States of America and the standards applicable to financial audits contained in *Government Auditing Standards*, issued by the Comptroller General of the United States, the financial statements of the governmental activities, the business-type activities, each major fund, and the aggregate remaining fund information of the Dell Rapids School District No. 49-3, South Dakota (School District), as of June 30, 2023 and for the year then ended, and the related notes to the financial statements, which collectively comprise the School District's basic financial statements and have issued our report thereon dated March 13, 2024.

Report on Internal Control Over Financial Reporting

In planning and performing our audit of the financial statements, we considered the School District's internal control over financial reporting (internal control) to determine the audit procedures that are appropriate in the circumstances for the purpose of expressing our opinions on the financial statements, but not for the purpose of expressing an opinion on the effectiveness of the School District's internal control. Accordingly, we do not express an opinion on the effectiveness of the School District's internal control.

A deficiency in internal control exists when the design or operation of a control does not allow management or employees, in the normal course of performing their assigned functions, to prevent, or detect and correct, misstatements on a timely basis. A material weakness is a deficiency, or combination of deficiencies, in internal control such that there is a reasonable possibility that a material misstatement of the School District's financial statements will not be prevented, or detected and corrected on a timely basis. A significant deficiency is a deficiency, or combination of deficiencies, in internal control that is less severe than a material weakness, yet important enough to merit attention by those charged with governance.

Our consideration of internal control was for the limited purpose described in the first paragraph of this section and was not designed to identify all deficiencies in internal control that might be material weaknesses or significant deficiencies and therefore, material weaknesses or significant deficiencies may exist that were not identified. We did identify a certain deficiency in internal control, described in the accompanying Schedule of Current Audit Findings and Questioned Costs as item 2023-001, to be a material weakness.

Report on Compliance and Other Matters

As part of obtaining reasonable assurance about whether the School District's financial statements are free of material misstatement, we performed tests of its compliance with certain provisions of laws, regulations, contracts, and grant agreements, noncompliance with which could have a direct and material effect on the determination of financial statement amounts. However, providing an opinion on compliance with those provisions was not an objective of our audit, and accordingly, we do not express such an opinion. The results of our tests disclosed no instances of noncompliance or other matters that are required to be reported under *Government Auditing Standards*.

School District's Response to Findings

Government Auditing Standards requires the auditor to perform limited procedures on the School District's response to the findings identified in our audit. The School District's response to the finding identified in our audit is described in the accompanying Schedule of Current Audit Findings and Questioned Costs. The School District's response was not subjected to the auditing procedures applied in the audit of the financial statements and, accordingly, we express no opinion on the response.

Purpose of this Report

The purpose of this report is solely to describe the scope of our testing of internal control and compliance and the results of that testing, and not to provide an opinion on the effectiveness of the School District's internal control or on compliance. This report is an integral part of an audit performed in accordance with *Government Auditing Standards* in considering the entity's internal control and compliance. Accordingly, this communication is not suitable for any other purpose. As required by South Dakota Codified Law 4-11-11, this report is a matter of public record and its distribution is not limited.

KMWF & Associates, PC

KMWF & Associates, PC
Dell Rapids, South Dakota
March 13, 2024



KMWF & Associates, PC
Certified Public Accountants

INDEPENDENT AUDITOR'S REPORT ON COMPLIANCE FOR EACH MAJOR FEDERAL PROGRAM
AND REPORT ON INTERNAL CONTROL OVER COMPLIANCE REQUIRED BY THE UNIFORM
GUIDANCE

Independent Auditor's Report

School Board
Dell Rapids School District No. 49-3
Minnehaha County, South Dakota

Report on Compliance for Each Major Federal Program

Opinion on Each Major Federal Program

We have audited the Dell Rapids School District No. 49-3, South Dakota (School District), compliance with the types of compliance requirements described in *U.S. Office of Management and Budget (OMB) Compliance Supplement* that could have a direct and material effect on each of the School District's major federal programs for the year ended June 30, 2023. The School District's major federal programs are identified in the summary of auditor's results section of the accompanying Schedule of Current Audit Findings and Questioned Costs.

In our opinion, the Dell Rapids School District No. 49-3 complied, in all material respects, with the types of compliance requirements referred to above that could have a direct and material effect on each of its major federal programs for the year ended June 30, 2023.

Basis for Opinion on Each Major Federal Program

We conducted our audit of compliance in accordance with auditing standards generally accepted in the United States of America (GAAS); the standards applicable to financial audits contained in *Government Auditing Standards*, issued by the Comptroller General of the United States (*Government Auditing Standards*); and the audit requirements of Title 2 U.S. Code of Federal Regulations Part 200, *Uniform Administrative Requirements, Cost Principles, and Audit Requirements for Federal Awards* (Uniform Guidance). Our responsibilities under those standards and the Uniform Guidance are further described in the Auditor's Responsibilities for the Audit of Compliance section of our report.

We are required to be independent of the School District and to meet our ethical responsibilities, in accordance with relevant ethical requirements relating to our audit. We believe that the audit evidence we have obtained is sufficient and appropriate to provide a basis for our opinion on compliance for each major federal program. Our audit does not provide a legal determination of the School District's compliance with the compliance requirements referred to above.

Responsibilities of Management for Compliance

Management is responsible for compliance with the requirements referred to above and for the design, implementation, and maintenance of effective internal control over compliance with the requirements of

laws, statutes, regulations, rules and provisions of contracts and grant agreements applicable to School District's federal programs.

Auditor's Responsibilities for the Audit of Compliance

Our objectives are to obtain reasonable assurance about whether material noncompliance with the compliance requirements referred to above occurred, whether due to fraud or error, and express an opinion on the School District's compliance based on our audit. Reasonable assurance is a high level of assurance but is not absolute assurance and therefore is not a guarantee that an audit conducted in accordance with GAAS, *Government Auditing Standards*, and the Uniform Guidance will always detect material noncompliance when it exists. The risk of not detecting material noncompliance resulting from fraud is higher than for that resulting from error, as fraud may involve collusion, forgery, intentional omissions, misrepresentations, or the override of internal control. Noncompliance with the compliance requirements referred to above is considered material if there is substantial likelihood that, individually or in the aggregate, it would influence the judgement made by a reasonable user of the report on compliance about the School District's compliance with the requirements of each major federal program as a whole.

In performing an audit in accordance with GAAS, *Government Auditing Standards*, and the Uniform Guidance, we

- Exercise professional judgement and maintain professional skepticism throughout the audit.
- Identify and assess the risks of material noncompliance, whether due to fraud or error, and design and perform audit procedures responsive to those risks. Such procedures include examining, on a test basis, evidence regarding the School District's compliance with the compliance requirements referred to above and performing such other procedures as we considered necessary in the circumstances.
- Obtain an understanding of the School District's internal control over compliance relevant to the audit in order to design audit procedures that are appropriate in the circumstances and to test and report on internal control over compliance in accordance with the Uniform Guidance, but not for the purpose of expressing an opinion on the effectiveness of the School District's internal over compliance. Accordingly, no such opinion is expressed.

We are required to communicate with those charged with governance regarding, among other matters, the planned scope and timing of the audit and any significant deficiencies and material weaknesses in internal control over compliance that we identified during the audit.

Report on Internal Control over Compliance

A deficiency in internal control over compliance exists when the design or operation of a control over compliance does not allow management or employees, in the normal course of performing their assigned functions, to prevent, or detect and correct, noncompliance with a type of compliance requirement of a federal program on a timely basis. A material weakness in internal control over compliance is a deficiency, or combination of deficiencies, in internal control over compliance, such that there is a reasonable possibility that material noncompliance with a type of compliance requirement of a federal program will not be prevented, or detected and corrected, on a timely basis. A significant deficiency in internal control over compliance is a deficiency, or a combination of deficiencies, in internal control over compliance with a type of compliance requirement of a federal program that is less severe than a material weakness in internal control over compliance, yet important enough to merit attention by those charged with governance.

Our consideration of internal control over compliance was for the limited purpose described in the Auditor's Responsibilities for the Audit of Compliance section above and was not designed to identify all deficiencies in internal control over compliance that might be material weaknesses or significant deficiencies. Given these limitation, during our audit we did not identify any deficiencies in internal control over compliance that we consider to be material weaknesses, as defined above. However, material weaknesses or significant deficiencies may exist that have not been identified.

Our audit was not designed for the purpose of expressing an opinion on the effectiveness of internal control over compliance. Accordingly, no such opinion is expressed.

Purpose of this Report

The purpose of this report on internal control over compliance is solely to describe the scope of our testing of internal control over compliance and the results of that testing based on the requirements of the Uniform Guidance. Accordingly, this report is not suitable for any other purposes. As required by South Dakota Codified Law 4-11-11, this report and our report on compliance for each major federal program are matters of public record and their distribution is not limited.

KMWF & Associates, PC

KMWF & Associates, PC
Dell Rapids, South Dakota
March 13, 2024

DELL RAPIDS SCHOOL DISTRICT NO. 49-3
SCHEDULE OF PRIOR AUDIT FINDINGS
FOR THE YEAR ENDED JUNE 30, 2023

PRIOR AUDIT FINDINGS:

Prior Finding Number 2022-001:

A deficiency in controls existed due to a lack of segregation of duties. This finding has not been corrected and is restated as finding number 2023-001.

DELL RAPIDS SCHOOL DISTRICT NO. 49-3
SCHEDULE OF CURRENT AUDIT FINDINGS AND QUESTIONED COSTS
FOR THE YEAR ENDED JUNE 30, 2023

SUMMARY OF INDEPENDENT AUDITOR'S RESULTS:

Financial Statements:

- a. An unmodified opinion was issued on the financial statements of each opinion unit.
- b. A material weakness was disclosed by our audit of the financial statements for a lack of segregation of duties as discussed in finding number 2023-001.
- c. Our audit did not disclose any noncompliance which was material to the financial statements.

Federal Awards:

- d. An unmodified opinion was issued on compliance with the requirements applicable to major programs.
- e. Our audit did not disclose any audit findings that are required to be reported in accordance with 2 CFR 200.516(a).
- f. The federal awards tested as major programs were:

<u>FALN(s)</u>	<u>Name of Federal Program</u>
	Special Education Cluster:
84.027	Special Education – Grants to States
84.173	Special Education – Preschool Grants
	Education Stabilization Fund:
84.425D	Elementary and Secondary School Emergency Relief Fund
84.425U	American Rescue Plan Elementary and Secondary School Emergency Relief

- g. The dollar threshold used to distinguish between Type A and Type B federal award programs was \$750,000.
- h. The Dell Rapids School District No. 49-3 did not qualify as a low-risk auditee.

DELL RAPIDS SCHOOL DISTRICT NO. 49-3
SCHEDULE OF CURRENT AUDIT FINDINGS AND QUESTIONED COSTS
FOR THE YEAR ENDED JUNE 30, 2023

Current Federal Audit Findings:

There are no written current federal compliance audit findings to report.

Current Other Audit Findings:

Internal Control – Related Findings – Material Weaknesses:

Finding Number 2023-001:

Criteria:

Internal controls should be in place that provide reasonable assurance that management directives are carried out in regards to the recording and processing of financial data.

Condition/Cause:

A deficiency in controls existed due to a lack of segregation of duties regarding the cash receipts, cash disbursements and payroll. This comment is a result of the size of the entity which precludes staffing at a level sufficient to provide an ideal environment for internal controls.

Effect:


This lack of segregation of duties could adversely affect the District's ability to record, process and report financial data and increases the risk of inaccurate financial statements and/or misappropriation of assets.

Recommendation:

Implementation of compensating controls.

Corrective Action Plan:

The School District is aware of this problem, which is a result of the size of the school district which precludes staffing at a level sufficient to provide an ideal environment for internal controls. They have included a response to the finding on page 74.



KMWF & Associates, PC

Certified Public Accountants

INDEPENDENT AUDITOR'S REPORT

School Board
Dell Rapids School District No. 49-3
Minnehaha County, South Dakota

Report on the Audit of the Financial Statements

Opinions

We have audited the accompanying financial statements of the governmental activities, the business-type activities, each major fund, and the aggregate remaining fund information of the Dell Rapids School District No. 49-3, South Dakota, (School District) as of June 30, 2023 and for the year then ended, and the related notes to the financial statements, which collectively comprise the School District's basic financial statements as listed in the Table of Contents.

In our opinion, the accompanying financial statements referred to above present fairly, in all material respects, the respective financial position of the governmental activities, the business-type activities, each major fund, and the aggregate remaining fund information of the Dell Rapids School District No. 49-3 as of June 30, 2023, and the respective changes in financial position and, where applicable, cash flows thereof for the year then ended in accordance with accounting principles generally accepted in the United States of America.

Basis for Opinions

We conducted our audit in accordance with auditing standards generally accepted in the United States of America (GAAS) and the standards applicable to financial audits contained in Government Auditing Standards (*Government Auditing Standards*), issued by the Comptroller General of the United States. Our responsibilities under those standards are further described in the Auditor's Responsibilities for the Audit of the Financial Statements section of our report. We are required to be independent of the School District and to meet our other ethical responsibilities, in accordance with the relevant ethical requirements relating to our audit. We believe that the audit evidence we have obtained is sufficient and appropriate to provide a basis for our audit opinions.

Responsibilities of Management for the Financial Statements

Management is responsible for the preparation and fair presentation of the financial statements in accordance with accounting principles generally accepted in the United States of America, and for the design, implementation, and maintenance of internal control relevant to the preparation and fair presentation of financial statements that are free from material misstatements, whether due to fraud or error.

In preparing the financial statements, management is required to evaluate whether there are conditions or events, considered in the aggregate, that raise substantial doubt about the School District's ability to continue as a going concern for twelve months beyond the financial statement date, including any currently known information that may raise substantial doubt shortly thereafter.

Auditor's Responsibilities for the Audit of the Financial Statements

Our objectives are to obtain reasonable assurance about whether the financial statements as a whole are free from material misstatement, whether due to fraud or error, and to issue an auditor's report that includes our opinions. Reasonable assurance is a high level of assurance but is not absolute assurance and therefore is not a guarantee that an audit conducted in accordance with GAAS, *Government Auditing Standards* will always detect a material misstatements when it exists. The risk of not detecting a material misstatement resulting from fraud is higher than for one resulting from error, as fraud may involve collusion, forgery, intentional omissions, misrepresentations, or the override of internal control. Misstatements are considered material, if there is substantial likelihood that, individually or in the aggregate, they would influence the judgement made by a reasonable user based on the financial statements.

In performing an audit in accordance with GAAS and Government Auditing Standards, we:

- Exercise professional judgement and maintain professional skepticism throughout the audit.
- Identify and assess the risks of material misstatement of the financial statements, whether due to fraud or error, and design and perform audit procedures responsive to those risks. Such procedures include examining, on a test basis, evidence regarding the amounts and disclosures in the financial statements.
- Obtain an understanding of internal control relevant to the audit in order to design audit procedures that are appropriate in the circumstances, but not for the purpose of expressing an opinion on the effectiveness of the School District's internal control. Accordingly, no such opinion is expressed.
- Evaluate the appropriateness of accounting policies used and the reasonableness of significant accounting estimates made by management, as well as evaluate the overall presentation of the financial statements.
- Conclude whether, in our judgement, there are conditions or events, considered in the aggregate, that raise substantial doubt about the School District's ability to continue as a going concern for a reasonable period of time.

We are required to communicate with those charged with governance regarding, among other matters, the planned scope and timing of the audit, significant audit findings, and certain internal control-related matters that we identified during the audit.

Required Supplementary Information

Accounting principles generally accepted in the United States of America require that the Management's Discussion and Analysis (MD&A), the Budgetary Comparison Schedules and the Schedule of School District Contributions and the Schedule of the School District's Proportionate Share of the Net Pension Liability (Asset), as listed in the Table of Contents, be presented to supplement the basic financial statements. Such information is the responsibility of management and, although not a part of the basic financial statements, is required by the Governmental Accounting Standards Board, who considers it to be an essential part of financial reporting for placing the basic financial statements in an appropriate operational, economic, or historical context. We have applied certain limited procedures to the required supplementary information in accordance with auditing standards generally accepted in the United States of America, which consisted of inquiries of management about the methods of preparing the information and comparing the information for consistency with management's responses to our inquiries, the basic financial statements, and other knowledge we obtained during our audit of the basic financial statements. We do not express an opinion or provide any assurance on the information because the limited procedures do not provide us with sufficient evidence to express an opinion or provide any assurance.

Supplementary Information

Our audit was conducted for the purpose of forming opinions on the financial statements that collectively comprise the School District's basic financial statements. The Schedule of Expenditures of Federal Awards, which as required by Title 2 U.S. Code of Federal Regulations (CFR) Part 200, Uniform Administrative Requirements, Cost Principles, and Audit Requirements for Federal Awards (Uniform Guidance) is presented for purposes of additional analysis and is not a required part of the basic financial statements. Such information is the responsibility of management and was derived from and relates directly to the underlying accounting and other records used to prepare the basic financial statements. The information has been subjected to the auditing procedures applied in the audit of the basic financial statements and certain additional procedures, including comparing and reconciling such information directly to the underlying accounting and other records used to prepare the financial statements or to the financial statements themselves, and other additional procedures in accordance with auditing standards generally accepted in the United States of America. In our opinion, the Schedule of Expenditures of Federal Awards is fairly stated in all material respects in relation to the basic financial statements as a whole.

Other Reporting Required by Government Auditing Standards

In accordance with *Government Auditing Standards*, we have also issued our report dated March 13, 2024, on our consideration of the School District's internal control over financial reporting and our tests of its compliance with certain provisions of laws, regulations, contracts and grant agreements, and other matters. The purpose of that report is to describe the scope of our testing of internal control over financial reporting and compliance and the results of that testing, and not to provide an opinion on the effectiveness of the School District's internal control over financial reporting or on compliance. That report is an integral part of an audit performed in accordance with *Government Auditing Standards* in considering the School District's internal control over financial reporting and compliance.

KMWF & Associates, PC

KMWF & Associates, PC
Dell Rapids, South Dakota
March 13, 2024

MANAGEMENT'S DISCUSSION AND ANALYSIS

This section of Dell Rapids School District 49-3's (School) annual financial report presents our discussion and analysis of the School's financial performance during the fiscal year ended on June 30, 2023. Please read it in conjunction with the School's financial statements, which follow this section.

FINANCIAL HIGHLIGHTS

- During the year, the School's revenues generated from taxes and other revenues of the governmental and business-type programs were \$935,892.07 more than the \$12,718,832.53 in governmental and business-type program expenditures.
- The total cost of the School's programs increased by 7.35%. Contributing to the overall increase are changes in the School's South Dakota Retirement System pension expense proportionate share, 6.5% salary increases, addition of a girls' softball program, additional snow removal costs, tech office computer equipment upgrades, additional curriculum purchases, clean-up of wind damaged facilities, and additional special education placements/transportation.
- In the General Fund, revenues exceeded expenditures by \$2,325.28, with the fund balance percentage decreasing by .12% to 17.44%.
- The School issued \$995,000.00 in new Capital Outlay Certificates, paid \$875,000.00 toward capital debt principal, and deposited an additional \$294,446.00 into a Qualified School Construction Bond Debt Service Sinking Fund.

OVERVIEW OF THE FINANCIAL STATEMENTS

This report consists of three parts – management's discussion and analysis (this section), the basic financial statements, and required supplementary information. The basic financial statements include two kinds of statements that present different views of the School:

- The first two statements are government-wide financial statements that provide both long-term and short-term information about the School's overall financial status.
- The remaining statements are fund financial statements that focus on individual parts of the School government, reporting the School's operations in more detail than the government-wide statements.
 - The governmental funds statements tell how general government services were financed in the short-term as well as what remains for future spending.
 - Proprietary fund statements offer short- and long-term financial information about the activities that the school operates like businesses. Proprietary funds operated by the school are the Food Service Operation and Other Enterprise Funds for fee-based programs such as the Before/After School Program, summer drivers' education, ACT prep classes, and athletic camps.

- Fiduciary fund statements provide information about the financial relationships - like student organization accounts - in which the School acts solely as a trustee or agent for the benefit of others, to whom the resources in question belong.

The financial statements also include notes that explain some of the information in the financial statements and provide more detailed data. The statements are followed by a section of required supplementary information that further explains and supports the information in the financial statements.

Figure A-1 summarizes the major features of the School's financial statements, including the portion of the School government covered and the types of information contained. The remainder of the overview section of the management's discussion and analysis explains the structure and contents of each of the statements.

Figure A-1

Major Features of Dell Rapids School District's Government-wide and Fund Financial Statements				
	Government-wide Statements	Fund Statements		
		Governmental Funds	Proprietary Funds	Fiduciary Funds
Scope	Entire School government (except fiduciary funds)	The activities of the School that are not proprietary or fiduciary, such as elementary and high school education programs	Activities the School operates similar to private businesses; such as the food service operation, activity camps and drivers' education	Instances in which the School is the trustee or agent for someone else's resources
Required Financial Statements	*Statement of Net Position *Statement of Activities	*Balance Sheet *Statement of Revenues, Expenditures and Changes in Fund Balances	*Statement of Net Position *Statement of Revenues, Expenses, and Changes in Net Position *Statement of Cash Flows	*Statement of Net Position *Statement of Changes in Net Position
Account Basis and Measurement Focus	Accrual accounting and economic resource focus	Modified accrual accounting and current financial resources focus	Accrual accounting and economic resources focus	Accrual accounting and economic resources focus
Type of Asset/Liability Information	All assets and liabilities, both financial and capital, and short-term and long-term	Only assets expected to be used up and liabilities that come due during the year or soon thereafter, no capital assets included	All assets and liabilities, both financial and capital, and short-term and long-term	All assets and liabilities, both short-term and long-term; the School's funds do not currently contain capital assets, although they can
Type of Inflow/Outflow Information	All revenues and expenses during year, regardless of when cash is received or paid	Revenues for which cash is received during or soon after the end of the year; expenditures when goods or services have been received and payment is due during the year or soon thereafter	All revenues and expenses during year, regardless of when cash is received or paid	All revenues and expenses during year, regardless of when cash is received or paid

Government-wide Statements

The government-wide statements report information about the School as a whole using accounting methods similar to those used by private-sector companies. The statement of net position includes all of the government's assets and liabilities. All of the current year's revenues and expenses are accounted for in the statement of activities regardless of when cash is received or paid.

The two government-wide statements report the School's net position and how they have changed. Net position is one way to measure the School's financial health or position.

- Increases or decreases in the School's net position are an indicator of whether its financial health is improving or deteriorating, respectively.
- To assess the overall health of the School you need to consider additional nonfinancial factors such as changes in the School's property tax base and changes in the state school aid funding formula from the State of South Dakota.

The government-wide financial statements of the School are reported in two categories:

- **Governmental Activities** - This category includes the School's basic instructional services, such as elementary and high school educational programs, support services (guidance counselor, executive administration, board of education, fiscal services, etc.), debt service payments, extracurricular activities (sports, declam, music, etc.) and capital equipment purchases. Property taxes, state grants, federal grants, and interest earnings finance most of these activities.
- **Business-type Activities** - The school charges a fee to students to help cover the costs of providing meal service, activity camps, ACT prep classes, and summer drivers' education. The Food Service Fund and the Other Enterprise Funds are the only business-type activities of the School.

Fund Financial Statements

The fund financial statements provide more detailed information about the School's most significant funds – not the School as a whole. Funds are accounting devices that the School uses to keep track of specific sources of funding and spending for particular purposes.

- State Law requires some of the funds.
- The School Board may establish other funds to control and manage money for particular purposes (like a Scholarship Trust).

The School has three kinds of funds:

- **Governmental Funds** – Most of the School's basic services are included in the governmental funds, which focus on (1) how cash and other financial assets that can readily be converted to cash flow in and out and (2) the balances left at the year-end that are available for spending. Consequently, the governmental funds statements provide a detailed short-term view that helps you determine whether there are more or fewer financial resources that can be spent

in the near future to finance the School's programs. Because this information does not encompass the additional long-term focus of the government-wide statements, we provide additional information at the bottom of the governmental funds statements, or on the subsequent page, that explains the relationship (or differences) between them.

- Proprietary Funds – Services for which the School charges customers a fee are generally reported in proprietary funds. Proprietary funds, like the government-wide statements, provide both short- and long-term financial information. The Food Service Enterprise Fund and the Other Enterprise Funds are the only proprietary funds maintained by the School.
- Fiduciary Funds – The School is the trustee, or fiduciary, for various external and internal parties. The School is responsible for ensuring that the assets reported in these funds are used for their intended purposes. All of the School's fiduciary activities are reported in a separate statement of net position and a statement of changes in net position. We exclude these activities from the School's government-wide financial statements because the School cannot use these assets to finance its operations.

FINANCIAL ANALYSIS OF THE SCHOOL AS A WHOLE

Net Position

The School's combined net position changed as follows:

	Governmental Activities		Business-Type Activities		Total		Total Percentage Change
	2022	2023	2022	2023	2022	2023	2022-2023
Current and Other Assets	\$12,919,180.91	\$14,088,611.17	\$574,734.58	\$652,065.78	\$13,493,915.49	\$14,740,676.95	9.24%
Net Pension Asset	1,769,830.49	22,325.11	0.00	0.00	1,769,830.49	22,325.11	-98.74%
Capital Assets (Net of Depreciation/Amortization)	<u>22,730,024.79</u>	<u>22,847,856.35</u>	<u>43,068.67</u>	<u>32,744.30</u>	<u>22,773,093.46</u>	<u>22,880,600.65</u>	0.47%
Total Assets	\$37,419,036.19	\$36,958,792.63	\$617,803.25	\$684,810.08	\$38,036,839.44	\$37,643,602.71	-1.03%
Long-Term Liabilities Outstanding	\$17,137,759.65	\$17,336,793.28	\$0.00	\$0.00	\$17,137,759.65	\$17,336,793.28	1.16%
Other Liabilities	<u>1,076,397.54</u>	<u>1,188,696.79</u>	<u>59,021.44</u>	<u>91,754.84</u>	<u>1,135,418.98</u>	<u>1,280,451.63</u>	12.77%
Total Liabilities	\$18,214,157.19	\$18,525,490.07	\$59,021.44	\$91,754.84	\$18,273,178.63	\$18,617,244.91	1.88%
Deferred Inflows of Resources - Taxes Levied for Future Period	\$3,194,232.87	\$3,393,963.53	\$0.00	\$0.00	\$3,194,232.87	\$3,393,963.53	6.25%
Pension Related Deferred Inflows	<u>3,432,162.91</u>	<u>1,309,828.69</u>	<u>0.00</u>	<u>0.00</u>	<u>3,432,162.91</u>	<u>1,309,828.69</u>	-61.84%
Total Deferred Inflows	\$6,626,395.78	\$4,703,792.22	\$0.00	\$0.00	\$6,626,395.78	\$4,703,792.22	-29.01%
Pension Related Deferred Outflows of Resources	<u>\$2,445,568.64</u>	<u>\$2,196,160.16</u>	<u>\$0.00</u>	<u>\$0.00</u>	<u>\$2,445,568.64</u>	<u>\$2,196,160.16</u>	-10.20%
Total Deferred Outflows	\$2,445,568.64	\$2,196,160.16	\$0.00	\$0.00	\$2,445,568.64	\$2,196,160.16	-10.20%
Net Position:							
Invested in Capital Assets, Net of Related Debt	\$5,647,069.84	\$5,556,165.54	\$43,068.67	\$32,744.30	\$5,690,138.51	\$5,588,909.84	-1.78%
Restricted	8,364,820.28	9,382,809.51	0.00	0.00	8,364,820.28	9,382,809.51	12.17%
Unrestricted	<u>1,012,161.74</u>	<u>986,695.45</u>	<u>515,713.14</u>	<u>560,310.94</u>	<u>1,527,874.88</u>	<u>1,547,006.39</u>	1.25%
Total Net Position	<u>\$15,024,051.86</u>	<u>\$15,925,670.50</u>	<u>\$558,781.81</u>	<u>\$593,055.24</u>	<u>\$15,582,833.67</u>	<u>\$16,518,725.74</u>	6.01%
Beginning Net Position	<u>\$13,860,740.62</u>	<u>\$15,024,051.86</u>	<u>\$315,024.73</u>	<u>\$558,781.81</u>	<u>\$14,175,765.35</u>	<u>\$15,582,833.67</u>	
Increase (Decrease) in Net Position	<u>\$1,163,311.24</u>	<u>\$901,618.64</u>	<u>\$243,757.08</u>	<u>\$34,273.43</u>	<u>\$1,407,068.32</u>	<u>\$935,892.07</u>	
Percentage of Increase (Decrease) in Net Position	<u>8.39%</u>	<u>6.00%</u>	<u>77.38%</u>	<u>6.13%</u>	<u>9.93%</u>	<u>6.01%</u>	

Total assets decreased by \$393,236.73 between June 30, 2022, and June 30, 2023. Current assets increased by \$1,246,761.46, and net capital assets increased by \$107,507.19. The net

pension asset (South Dakota Retirement System) of \$1,769,830.49 in FY2022 decreased to a net pension asset of \$22,325.11 in FY2023.

Total liabilities increased by \$344,066.28. Long-term liabilities outstanding increased by \$199,033.63. The increase is primarily due a new copier/printer lease and issuance of new Capital Outlay certificates, offset by payments on certificates, bonds, and early retirement. Other liabilities increased by \$145,032.65, primarily due to an increase in contracts and benefits payable, accounts payable increases, increases in unearned revenue, and unamortized premiums on the new Capital Outlay certificate issuance.

Deferred inflows of resources decreased by \$1,922,603.56. Future period property taxes and utility taxes increased by \$199,730.66, and pension related deferred inflows decreased by \$2,122,334.22. Pension related deferred outflows decreased by \$249,408.48.

The Statement of Net Position reports all financial and capital resources. The statement presents the assets, deferred outflows of resources, liabilities, and deferred inflows of resources in order of relative liquidity. The liabilities with average maturities greater than one year are reported in two components – the amount due within one year and the amount due in more than one year. The long-term liabilities of the school, consisting of general obligation bonds, capital outlay certificates payable, compensated absences payable and early retirement benefits payable have been reported in this manner on the Statement of Net Position. The difference between the school's assets plus deferred outflows of resources and liabilities plus deferred inflows of resources is its net position.

Changes in Net Position

The School's revenues (excluding special items) totaled \$13,654,724.60 and the School's expenses totaled \$12,718,832.53 (See Table A-2).

48% of the School's revenue came from property and other taxes, and 32% came from state aid. (See Figure A-2)

- The School's expenses cover a range of services encompassing instruction, support services, food service, and other enterprise activities. Overall expenses increased by approximately 7.35% in FY2023 due to changes in the School's South Dakota Retirement System pension expense proportionate share, 6.5% salary increases, addition of a girls' softball program, additional snow removal costs, tech office computer equipment upgrades, additional curriculum purchases, clean-up of wind damaged facilities, and additional special education placements/transportation. (See Table A-2)

Figure A-2
 Dell Rapids School District
 Sources of Revenues for Fiscal Year 2023

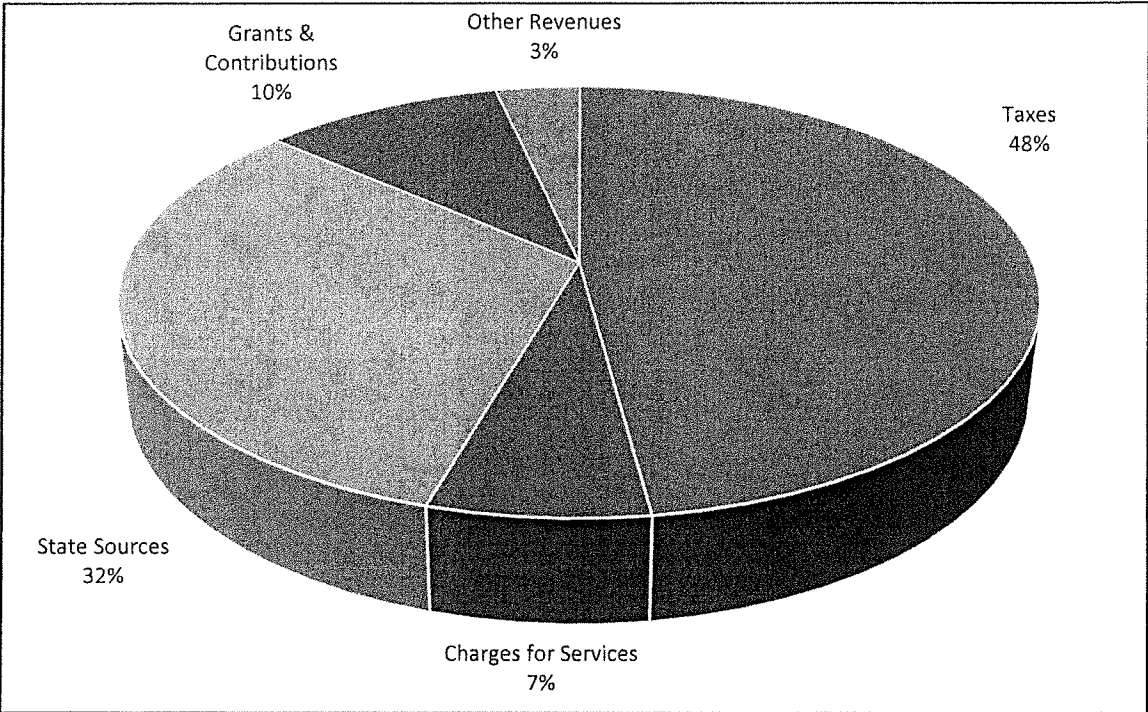
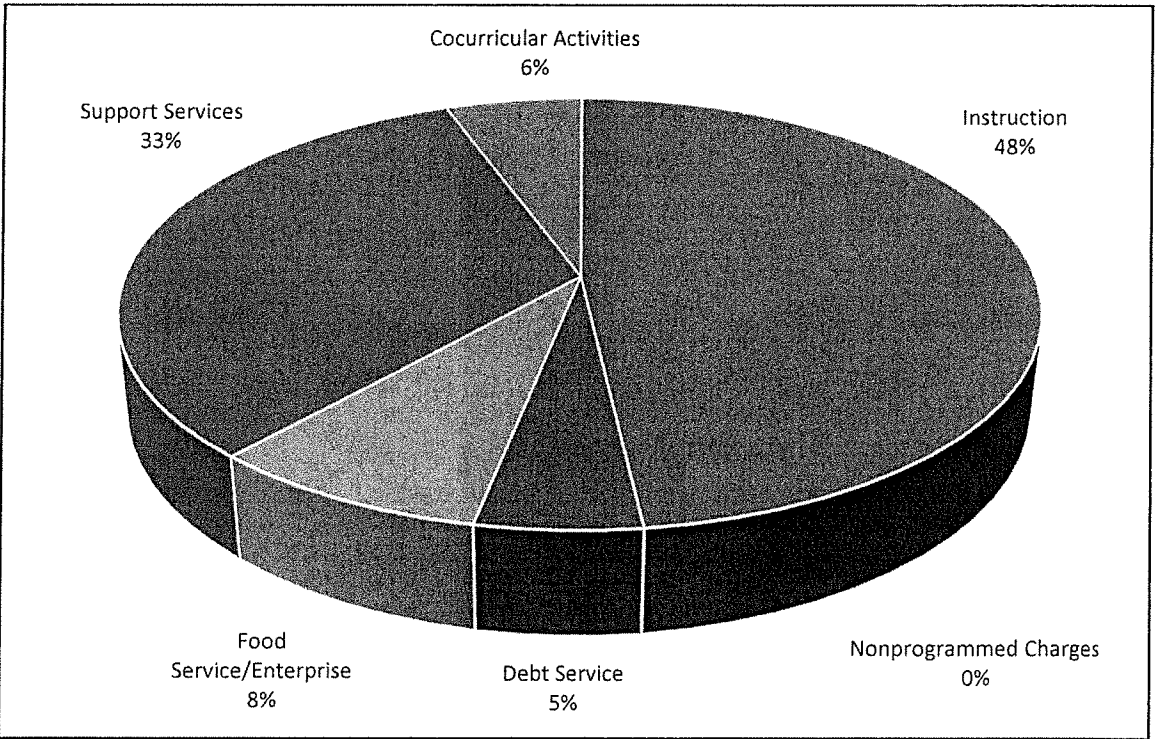


Figure A-3
 Dell Rapids School District
 Functional Expenses for Fiscal Year 2023



GOVERNMENTAL AND BUSINESS-TYPE ACTIVITIES

Table A-2 and the narrative that follows consider the operations of the governmental activities and the business-type activities of the school.

Table A-2
Dell Rapids School District 49-3
Changes in Net Position

	Governmental Activities		Business-Type Activities		Total		Total Percentage Change
	2022	2023	2022	2023	2022	2023	2022-2023
Revenues							
Program Revenues							
Charges for Services	\$103,434.81	\$110,963.92	\$445,453.12	\$797,565.40	\$548,887.93	\$908,529.32	65.52%
Operating Grants and Contributions	1,070,598.94	1,081,191.86	887,291.80	286,602.64	1,957,890.74	1,367,794.50	-30.14%
Federal Interest Reimbursement	216,089.17	216,329.97			216,089.17	216,329.97	0.11%
General Revenues							
Taxes	6,345,813.54	6,534,146.12			6,345,813.54	6,534,146.12	2.97%
Revenue State Sources	3,916,520.88	4,360,308.77			3,916,520.88	4,360,308.77	11.33%
Revenue Federal Sources	0.00	0.00			0.00	0.00	
Revenue Intermediate Sources	37,242.15	32,104.43			37,242.15	32,104.43	-13.80%
Revenue Local Sources	214,625.01	125,921.12		21,932.73	214,625.01	147,853.85	-31.11%
Unrestricted Investment Earnings	17,455.78	84,598.09	34.07	3,059.55	17,489.85	87,657.64	401.19%
Total Revenues	\$11,921,780.28	\$12,545,564.28	\$1,332,778.99	\$1,109,160.32	\$13,254,559.27	\$13,654,724.60	3.02%
Expenses							
Instruction	\$5,727,886.50	\$6,116,349.89			\$5,727,886.50	\$6,116,349.89	6.78%
Support Services	3,817,545.57	4,165,561.58			3,817,545.57	4,165,561.58	9.12%
Community Services	0.00	0.00			0.00	0.00	
Nonprogrammed Charges	544.63	4,799.00			544.63	4,799.00	781.15%
Debt Service	584,010.06	637,363.33			584,010.06	637,363.33	9.14%
Cocurricular Activities	628,482.28	719,871.84			628,482.28	719,871.84	14.54%
Food Service			776,553.65	737,964.40	776,553.65	737,964.40	-4.97%
Other Enterprise			312,468.26	336,922.49	312,468.26	336,922.49	7.83%
Total Expenses	\$10,758,469.04	\$11,643,945.64	\$1,089,021.91	\$1,074,886.89	\$11,847,490.95	\$12,718,832.53	7.35%
Excess (Deficiency) Before Special Items and Transfers	\$1,163,311.24	\$901,618.64	\$243,757.08	\$34,273.43	\$1,407,068.32	\$935,892.07	-33.49%
Transfers	0.00	0.00	0.00	0.00	0.00	0.00	
Increase (Decrease) in Net Position	\$1,163,311.24	\$901,618.64	\$243,757.08	\$34,273.43	\$1,407,068.32	\$935,892.07	-33.49%
Net Position, Beginning	\$13,860,740.62	\$15,024,051.86	\$315,024.73	\$558,781.81	\$14,175,765.35	\$15,582,833.67	9.93%
Net Position, Ending	\$15,024,051.86	\$15,925,670.50	\$558,781.81	\$593,055.24	\$15,582,833.67	\$16,518,725.74	6.01%

GOVERNMENTAL ACTIVITIES

Revenues from governmental activities increased by \$623,784.00 or 5.23%. Contributing factors include:

- Increases in revenue from state aid and local taxes
- Increased contributions/donations
- Increase in interest revenue
- Expenditures from governmental activities increased by \$885,476.60 or 8.23%. Factors contributing to the overall increase include 6.5% salary increases, addition of a girls' softball

program, additional snow removal costs, tech office computer equipment upgrades, additional curriculum purchases, clean-up of wind damaged facilities, and additional special education placements/transportation.

BUSINESS-TYPE ACTIVITIES

Revenues of the School's business-type activities (Food Service and Enterprise) decreased by 16.78% to \$1,109,160.32 and expenses decreased by 1.30% to \$1,074,886.89. Factors contributing to these results included:

- Decreased food service participation due to the end of universal free meals
- Decrease federal meal reimbursement rates, post-COVID

FINANCIAL ANALYSIS OF THE SCHOOL'S FUNDS

The General Fund did not have a significant change in fund balance for the year.

The Capital Outlay Fund had a \$597,106.65 increase in Fund Balance, primarily due to additional tax revenue, increased interest revenue, and unspent budget items.

The Special Education Fund had a \$44,795.58 decrease in fund balance, primarily due to added expenditures for student out-of-district placements and related transportation.

GENERAL FUND BUDGETARY HIGHLIGHTS

Over the course of the year, the School Board revised the School budget three times. These amendments fell into two categories:

- Supplemental appropriations and contingency transfers approved to prevent budget overruns for unanticipated, yet necessary, expenses.
- Supplemental budgets approved to reflect additional revenue from taxes, fees, grants, donations, and contributions, and the related expenditures for supplies, purchased services, and equipment.

Favorable budget variances existed in various functional areas due to the School's continuous review throughout the year of various options to reduce costs, additional state aid/tax revenue, increased interest revenue, and personnel changes.

CAPITAL ASSET ADMINISTRATION

By the end of fiscal year 2023, the School had invested \$22,880,600.65 (net of depreciation and lease amortization) in a broad range of capital assets, including, land, buildings, various machinery, and equipment. (See Table A-3.) This amount represents a net increase (including additions and deductions) of \$107,507.19, or .47%, over last year, due mainly to a new copier/printer leased asset, installation of football field turf, replacement of the middle school chiller, equipment purchases, and annual depreciation/amortization.

Table A-3

**DELL RAPIDS SCHOOL DISTRICT - Capital Assets
(net of depreciation/amortization)**

	Governmental Activities		Business-type Activities		Total Dollar Change	Total Percent Change
	2022	2023	2022	2023	2022-2023	2022-2023
Land	\$480,615.75	\$480,615.75			\$0.00	0.00%
Leased Assets	5,710.95	\$94,446.81			\$88,735.86	1553.78%
Buildings and Work in Progress	21,208,349.04	20,108,938.65			-1,099,410.39	-5.18%
Improvements	626,658.66	1,658,542.04			1,031,883.38	164.66%
Machinery and Equipment	<u>408,690.39</u>	<u>505,313.10</u>	<u>\$43,068.67</u>	<u>\$32,744.30</u>	<u>86,298.34</u>	<u>19.10%</u>
Total Capital Assets	\$22,730,024.79	\$22,847,856.35	\$43,068.67	\$32,744.30	\$107,507.19	.47%

Major capital asset purchases include library books, one Switch vehicle, replacement of the middle school chiller, installation of football field turf, two Dr. Dishes, and technology upgrades.

A new five-year copier/printer capital asset lease for \$106,186.80 was added in FY2023.

During FY2023, \$15,928.02 was amortized on the copier/printer lease and \$1,522.92 was amortized on the postage meter lease.

LONG-TERM DEBT

At year-end, the School had \$17,336,793.28 in General Obligation Bonds, Capital Outlay Certificates, and other long-term obligations. This is an increase of 1.16% as shown on Table A-4 below.

Dell Rapids School District 49-3\$1 Outstanding Debt and Obligations

Table A-4
DELL RAPIDS SCHOOL DISTRICT 49-3 - Outstanding Debt and Obligations

	Governmental Activities		Business-type Activities		Total Dollar Change	Total Percentage Change
	2022	2023	2022	2023	2022-2023	2022-2023
Bonds	\$8,145,000.00	\$7,635,000.00			-\$510,000.00	-6.26%
Capital Outlay Certificates	8,932,244.00	9,562,244.00			\$630,000.00	7.05%
Leased Assets	5,710.95	94,446.81			\$88,735.86	1553.78%
Early Retirement	20,000.00	10,000.00			-\$10,000.00	-50.00%
Accrued Leave	34,804.70	35,102.47			\$297.77	0.86%
Net Pension Liability (SDRS)	0.00	0.00			\$0.00	
Total Outstanding Debt and Obligations	\$17,137,759.65	\$17,336,793.28	\$0.00	\$0.00	\$199,033.63	1.16%

In September 2022, the school issued \$995,000.00 in Capital Outlay Certificates for installation of football field turf. During FY2023, the School paid \$875,000.00 in principal and \$620,920.76 in interest for Capital Outlay Certificates, General Obligation Bonds, and Qualified School Construction Bonds. \$294,446.00 (annual obligation) was put into a Debt Service sinking fund for payment of Qualified School Construction Bond principal at maturity in 2025. \$15,959.45 of premiums on the May 2020 Capital Outlay Certificate debt issuance were amortized in FY2023. \$5,692.98 of premiums on the September 2022 Capital Outlay Certificate debt issuance were amortized in FY2023.

The School is liable for accrued annual vacation leave earned by full-time support staff.

The School maintains an early retirement plan, which allows teachers meeting certain qualifications to retire early and receive a benefit of \$30,000.00 paid in equal payments spread over the next three years. This plan allows the School to reduce the overall program cost by hiring lower paid teachers to replace the higher paid teachers.

All employees who work more than 20 hours per week during the school year participate in the South Dakota Retirement System (SDRS), a cost sharing, multiple employer defined benefit pension plan. At June 30, 2023, the School's proportionate share of net pension asset was \$22,325.11.

ECONOMIC FACTORS AND NEXT YEAR'S BUDGETS AND RATES

The School's current economic position has shown some change. The School experienced an increase in property valuation (2022 valuation for taxes payable in 2023) of \$74,328,929, or 10% from the prior year. While the growth in assessed valuation increases the amount of revenue the School can generate from property taxes, the total amount which can be levied is limited by the State of South Dakota. In addition, growth in property valuation does not improve revenues for the General Fund or Special Education Fund because major revenues for these funds are based on an annual allocation derived from formulas determined by the State. This allocation is based on a combination of local property tax revenue and state funding.

Other revenues of the General Fund, including utility gross receipts taxes, county apportionment of revenue from traffic fines, and bank franchise taxes, are equalized across school districts.

Growth in Capital Outlay tax collections is capped to an increase of 3% annually, plus new construction. During calendar year 2023, additional revenue of approximately \$101,000 will be generated for the Capital Outlay Fund due to the increase in valuation.

Up to 45% of Capital Outlay property tax collections can be transferred to the General Fund for any general fund purpose. The School utilizes this flexibility as needed to keep the General Fund fund balance consistent from year to year.

The School's enrollment has increased as follows:

- Fall 2015 – 902
- Fall 2016 – 912
- Fall 2017 – 938
- Fall 2018 – 951
- Fall 2019 – 992
- Fall 2020 – 982
- Fall 2021 – 988
- Fall 2022 – 990

Under the State's school funding formula, adopted in 2016 and effective in FY2017, the School received the following General Fund revenue from state aid and taxes, after equalization of other revenues:

- FY2017 - \$4,988,750
- FY2018 - \$5,151,123
- FY2019 - \$5,288,550
- FY2020 - \$5,604,650
- FY2021 - \$5,659,516
- FY2022 - \$5,788,179
- FY2023 - \$6,114,249

The School's fiscal year 2024 capital budget includes several projects:

- Crow's nest upgrades replacement/upgrades, continued from FY2023
- Audio system replacement
- Weight room equipment replacement

CONTACTING THE SCHOOL'S FINANCIAL MANAGEMENT

This financial report is designed to provide our citizens, taxpayers, customers, and investors and creditors with a general overview of the School's finances and to demonstrate the School's accountability for the money it receives. If you have questions about this report or need additional information, contact the Business Office, Dell Rapids School District 49-3, 1216 North Garfield Avenue, Dell Rapids, SD 57022.

Dell Rapids School District 49-3
STATEMENT OF NET POSITION
June 30, 2023

	Primary Government		Total
	Governmental Activities	Business-Type Activities	
ASSETS:			
Cash and Cash Equivalents	\$ 10,231,116.05	\$ 652,065.78	\$ 10,883,181.83
Taxes Receivable	3,006,895.39		3,006,895.39
Other Assets	850,599.73		850,599.73
Net Pension Asset	22,325.11		22,325.11
Capital Assets:			
Land and Construction in Progress	480,615.75		480,615.75
Other Capital Assets, Net of Depreciation	22,367,240.60	32,744.30	22,399,984.90
TOTAL ASSETS	\$ 36,958,792.63	\$ 684,810.08	\$ 37,643,602.71
DEFERRED OUTFLOWS OF RESOURCES:			
Pension Related Deferred Outflows	2,196,160.16		2,196,160.16
TOTAL DEFERRED OUTFLOWS OF RESOURCES	2,196,160.16		2,196,160.16
LIABILITIES:			
Accounts Payable	\$ 69,318.91	\$ 13,429.87	\$ 82,748.78
Other Current Liabilities	1,119,377.88		1,119,377.88
Unearned Revenue		78,324.97	78,324.97
Noncurrent Liabilities:			
Due Within One Year	962,862.75		962,862.75
Due in More than One Year	16,373,930.53		16,373,930.53
TOTAL LIABILITIES	18,525,490.07	91,754.84	18,617,244.91
DEFERRED INFLOWS OF RESOURCES:			
Taxes Levied for Future Period	3,393,963.53	-	3,393,963.53
Pension Related Deferred Inflows	1,309,828.69	-	1,309,828.69
TOTAL DEFERRED INFLOWS OF RESOURCES	4,703,792.22	-	4,703,792.22
NET POSITION:			
Net Investment in Capital Assets	5,556,165.54	32,744.30	5,588,909.84
Restricted for:			
Capital Outlay	4,086,670.96		4,086,670.96
Special Education	215,984.13		215,984.13
Debt Service	4,171,497.84		4,171,497.84
SDRS Pension Purposes	908,656.58		908,656.58
Unrestricted	986,695.45	560,310.94	1,547,006.39
TOTAL NET POSITION	\$ 15,925,670.50	\$ 593,055.24	\$ 16,518,725.74

The notes to the financial statements are an integral part of this statement.

Dell Rapids School District 49-3
STATEMENT OF ACTIVITIES
For the Year Ended June 30, 2023

Functions/Programs	Program Revenues					Net (Expense) Revenue and Changes in Net Position			
	Expenses	Charges for Services	Operating Grants and Contributions		Capital Grants and Contributions	Governmental Activities	Primary Government Business-Type Expenses		Total
			Grants and Contributions	Contributions			Business-Type Expenses		
Primary Government:									
Governmental Activities:									
Instruction	\$ 6,116,349.89	\$ -	\$ 698,933.02	\$ -	\$ -	\$ (5,417,416.87)	\$ -	\$ (5,417,416.87)	
Support Services	4,165,561.58	56,356.41	277,390.70	-	-	(3,831,814.47)		(3,831,814.47)	
Nonprogrammed Charges	4,799.00					(4,799.00)		(4,799.00)	
* Interest on Long-term Debt	637,363.33		216,329.97			(421,033.36)		(421,033.36)	
Cocurricular Activities	719,871.84	54,607.51	104,868.14			(560,396.19)		(560,396.19)	
Total Governmental Activities	11,643,945.64	110,963.92	1,297,521.83	-	-	(10,235,459.89)		(10,235,459.89)	
Business-type Activities:									
Food Service	737,964.40	424,855.05	250,418.49			(62,690.86)		(62,690.86)	
Other	336,922.49	372,710.35	36,184.15			71,972.01		71,972.01	
Total Business-type Activities:	1,074,886.89	797,565.40	286,602.64	-	-	9,281.15		9,281.15	
Total Primary Government	\$ 12,718,832.53	\$ 908,529.32	\$ 1,584,124.47	\$ -	\$ -	\$ (10,235,459.89)	\$ 9,281.15	\$ (10,226,178.74)	
General Revenues:									
Taxes:									
Property Taxes						6,305,671.72		6,305,671.72	
Utility Taxes						228,474.40		228,474.40	
Revenue from State Sources:									
State Aid						4,044,749.00		4,044,749.00	
Other						315,559.77		315,559.77	
Unrestricted Investment Earnings						84,598.09	3,059.55	87,657.64	
Other General Revenues						158,025.55	21,932.73	179,958.28	
Total General Revenue						11,137,078.53	24,992.28	11,162,070.81	
Change in Net Position						901,618.64	34,273.43	935,892.07	
Net Position - Beginning						15,024,051.86	558,781.81	15,582,833.67	
NET POSITION - ENDING						\$ 15,925,670.50	\$ 593,055.24	\$ 16,518,725.74	

* The district does not have interest expense related to the functions presented above. This amount includes indirect interest expense on general long-term debt.

The notes to the financial statements are an integral part of this statement.

Dell Rapids School District 49-3
BALANCE SHEET
GOVERNMENTAL FUNDS
June 30, 2023

	General Fund	Capital Outlay Fund	Special Education Fund	Elementary School Debt Service Fund	Qualified School Construction Bond Redemption Fund	Total Governmental Funds
ASSETS:						
Cash and Cash Equivalents	\$ 1,990,843.98	\$ 3,640,764.68	\$ 399,033.37	\$ 488,082.22	\$ 3,712,391.80	\$ 10,231,116.05
Taxes Receivable--Current	1,070,056.33	996,458.95	576,139.65	340,789.68		2,983,444.61
Taxes Receivable--Delinquent	9,757.71	7,253.83	4,191.32	2,247.92		23,450.78
Accounts Receivable, Net	2,000.00	298,723.80				300,723.80
Due from Other Government	309,325.51	234,040.42	6,510.00			549,875.93
TOTAL ASSETS	\$ 3,381,983.53	\$ 5,177,241.68	\$ 985,874.34	\$ 831,119.82	\$ 3,712,391.80	\$ 14,088,611.17
LIABILITIES, DEFERRED INFLOWS OF RESOURCES AND FUND BALANCES:						
Liabilities:						
Accounts Payable	\$ 23,385.90	\$ 2,813.17	\$ 43,119.84	\$ -	\$ -	\$ 69,318.91
Contracts Payable	565,828.58		78,836.40			644,664.98
Payroll Deductions and Withholdings and Employer Matching Payable	141,138.07		19,006.58			160,144.65
Total Liabilities	730,352.55	2,813.17	140,962.82	-	-	874,128.54
Deferred Inflows of Resources:						
Unavailable Revenue - Property Taxes	9,757.71	7,253.83	4,191.32	2,247.92		23,450.78
Unavailable Revenue - Utility Taxes	142,156.92					142,156.92
Taxes Levied for Future Period	1,163,107.89	1,087,757.55	628,927.39	372,013.78		3,251,806.61
Total Deferred Inflows of Resources	1,315,022.52	1,095,011.38	633,118.71	374,261.70	-	3,417,414.31
Fund Balances:						
Restricted:						
Capital Outlay		4,079,417.13				4,079,417.13
Special Education			211,792.81			211,792.81
Debt Service				456,858.12	3,712,391.80	4,169,249.92
Assigned	277,060.00					277,060.00
Unassigned	1,059,548.46					1,059,548.46
Total Fund Balances	1,336,608.46	4,079,417.13	211,792.81	456,858.12	3,712,391.80	9,797,068.32
TOTAL LIABILITIES, DEFERRED INFLOWS OF RESOURCES AND FUND BALANCES	\$ 3,381,983.53	\$ 5,177,241.68	\$ 985,874.34	\$ 831,119.82	\$ 3,712,391.80	\$ 14,088,611.17

The notes to the financial statements are an integral part of this statement.

Dell Rapids School District No. 49-3
RECONCILIATION OF THE GOVERNMENTAL FUNDS BALANCE SHEET TO THE
STATEMENT OF NET POSITION
June 30, 2023

Total Fund Balances - Governmental Funds \$ 9,797,068.32

Amounts reported for governmental activities in the statement
of net position are different because:

Capital assets used in governmental activities are not current financial resources and therefore are not reported in the funds.	The cost of capital assets are Accumulated depreciation is Net	\$ 36,035,480.46 <u>(13,187,624.11)</u>	22,847,856.35
---	--	--	---------------

Long-term liabilities are not due and payable in the current period and therefore are not reported in the funds.	Bonds CO Certificates Premium on Debt Issued Leased Assets Early Retirement Accrued Leave Net	\$ (7,635,000.00) (9,562,244.00) (314,568.25) (94,446.81) (10,000.00) <u>(35,102.47)</u>	(17,651,361.53)
--	---	---	-----------------

Assets, such as taxes receivable that are not available to pay for current period expenditures, are deferred in the funds. 23,450.78

Net pension asset reported in governmental activities is not an available financial resource and therefore is not reported in the funds 22,325.11

Pension related deferred outflows are components of pension liability (asset) and therefore are not reported in the funds. 2,196,160.16

Pension related deferred inflows are components of pension liability (asset) and therefore are not reported in the funds. (1,309,828.69)

Net Position - Governmental Funds	\$ 15,925,670.50
-----------------------------------	------------------

The notes to the financial statements are an integral part of this statement.

Dell Rapids School District 49-3
STATEMENT OF REVENUES, EXPENDITURES AND CHANGES IN FUND BALANCES
 GOVERNMENTAL FUNDS
 For the Year Ended June 30, 2023

	General Fund	Capital Outlay Fund	Special Education Fund	Elementary School Debt Service Fund	Qualified School Construction Bond Redemption Fund	Total Governmental Funds
Revenues:						
Revenue from Local Sources:						
Taxes:						
Ad Valorem Taxes	\$ 2,216,546.75	\$ 2,111,462.02	\$ 1,216,252.68	\$ 711,479.96	\$ -	\$ 6,255,741.41
Prior Years' Ad Valorem Taxes	20,703.41	12,152.40	7,053.30	4,088.18		43,997.29
Utility Taxes	228,474.40					228,474.40
Penalties and Interest on Taxes	5,056.36	2,441.70	1,410.42	820.62		9,729.10
Tuition and Fees:						
Regular Day School Transportation Fees	26,522.47					26,522.47
Earnings on Investments and Deposits	8,794.70	43,260.93	1,104.32	2,140.54	29,297.60	84,598.09
Cocurricular Activities:						
Admissions	54,607.51					54,607.51
Other Revenue from Local Sources:						
Contributions and Donations	22,306.41	96,831.50				119,137.91
Services Provided Other LEAs	1,355.00		29,833.94			29,833.94
Refund of Prior Years' Expenditures	6,652.42					1,355.00
Charges for Services	20,118.77		33,629.85			40,282.27
Other						20,118.77
Revenue from Intermediate Sources:						
County Sources:						
County Apportionment	32,104.43					32,104.43
Revenues from State Sources:						
Grants-in-Aid:						
Unrestricted Grants-in-Aid	4,199,200.77					4,199,200.77
Restricted Grants-in-Aid	16,106.43		161,106.00			177,214.43
Revenue from Federal Sources:						
Grants-in-Aid:						
Restricted Grants-in-Aid Received from Federal Government Through the State	359,703.25	275,388.00	270,574.00	-		905,665.25
Other Federal Revenue	216,329.97					216,329.97
Total Revenue	7,218,253.08	2,757,866.52	1,720,966.51	718,529.30	29,297.60	12,444,913.01

Dell Rapids School District 49-3
STATEMENT OF REVENUES, EXPENDITURES AND CHANGES IN FUND BALANCES
 GOVERNMENTAL FUNDS
 For the Year Ended June 30, 2023

	General Fund	Capital Outlay Fund	Special Education Fund	Elementary School Debt Service Fund	Qualified School Construction Bond Redemption Fund	Total Governmental Funds
Expenditures:						
Instruction:						
Regular Programs:						
Elementary	\$ 1,580,554.80	\$ 118,232.12	\$ -	\$ -	\$ -	\$ 1,698,786.92
Middle/Junior High	1,202,232.37	118,733.16				1,320,965.53
High School	1,247,359.46	135,566.90				1,382,926.36
Special Programs:						
Programs for Special Education	94,332.72	1,402.72	1,053,386.89			1,054,786.61
Culturally Different	82,825.97	-				84,332.72
Educationally Deprived						82,825.97
Support Services:						
Pupils:						
Attendance and Social Work	41,400.00					41,400.00
Guidance	203,956.25					203,956.25
Health	61,526.80		7,876.00			69,402.80
Psychological			67,252.82			67,252.82
Speech Pathology			189,101.14			189,101.14
Student Therapy Services			117,856.71			117,856.71
Support Services - Instructional Staff:						
Improvement of Instruction	35,935.79		8,462.17			44,397.96
Educational Media	325,828.93	68,480.88				394,309.81
Support Services - General Administration:						
Board of Education	63,350.17					63,350.17
Executive Administration	186,511.19					186,511.19
Support Services - School Administration:						
Office of the Principal	467,767.76	266.54				468,034.30
Other	462.29					462.29
Support Services - Business:						
Fiscal Services	141,515.77	6,630.00				148,145.77
Facilities Acquisitions and Construction		85,893.51				85,893.51
Operation and Maintenance of Plant	1,056,420.04	4,212.76				1,062,632.80
Student Transportation	394,747.57	115,299.87				510,047.44
Internal Services	9,417.07	2,590.80				12,007.87
Support Services - Central:						
Staff	1,336.52					1,336.52
Other	8,583.96					8,583.96
Support Services - Special Education:						
Administrative Costs			113,541.02			113,541.02
Transportation Costs			208,285.34			208,285.34

Dell Rapids School District 49-3
STATEMENT OF REVENUES, EXPENDITURES AND CHANGES IN FUND BALANCES
GOVERNMENTAL FUNDS
For the Year Ended June 30, 2023

	General Fund	Capital Outlay Fund	Special Education Fund	Elementary School Debt Service Fund	Qualified School Construction Bond Redemption Fund	Total Governmental Funds
Nonprogrammed Charges:						
Payments to State - Unemployment	4,799.00					4,799.00
Early Retirement Payments	10,000.00					10,000.00
Debt Services		851,031.70		700,435.00		1,551,466.70
Co-curricular Activities:						
Male Activities	71,467.37					71,467.37
Female Activities	84,798.50					84,798.50
Transportation	71,782.64					71,782.64
Combined Activities	215,014.86	82,397.66				297,412.52
Capital Outlay	1,088,139.65	1,088,139.65				1,088,139.65
Total Expenditures	7,665,927.80	2,678,878.27	1,765,762.09	700,435.00	-	12,811,003.16
Excess of Revenue Over (Under) Expenditures	(447,674.72)	78,988.25	(44,795.58)	18,094.30	29,297.60	(366,090.15)
Other Financing Sources:						
Transfers In	450,000.00					450,000.00
Transfers Out		(744,446.00)			294,446.00	
General Long-Term Debt Issued		1,158,117.05				1,158,117.05
Sale of Surplus Property		7,550.00				7,550.00
Compensation for Loss of General Capital Assets		96,897.35				96,897.35
Total Other Financing Sources (Uses)	450,000.00	518,118.40	-	-	294,446.00	1,262,584.40
Net Changes in Fund Balances	2,325.28	597,106.65	(44,795.58)	18,094.30	323,743.60	896,474.25
Fund Balance - Beginning	1,334,283.18	3,482,310.48	256,588.39	438,763.82	3,388,648.20	8,900,594.07
FUND BALANCE - ENDING	\$ 1,336,608.46	\$ 4,079,417.13	\$ 211,792.81	\$ 456,858.12	\$ 3,712,391.80	\$ 9,797,068.32

The notes to the financial statements are an integral part of this statement.

Dell Rapids School District 49-3
RECONCILIATION OF THE STATEMENT OF REVENUES, EXPENDITURES AND
CHANGES IN FUND BALANCES TO THE STATEMENT OF ACTIVITIES
For the Year Ended June 30, 2023

Net Change in Fund Balances - Total Governmental Funds \$ 896,474.25

Amounts reported for governmental activities in the statement of activities are different because:

This amount represents capital asset purchases which are reported as expenditures on the fund financial statements but increase assets on the government wide statements. 1,088,139.65

This amount represents the current year depreciation expense reported in the statement of activities which is not reported on the fund financial statements because it does not require the use of current financial resources. (970,308.09)

Payment of principal on long-term debt is an expenditure in the governmental funds but the payment reduces long-term liabilities in the statement of net position.

Capital Asset Lease	\$	17,450.94	
Bond		510,000.00	
CO Certificate		365,000.00	
			892,450.94

The issuance of long-term debt is an other financing source in the fund statements but an increase in long-term liabilities on the government wide statements

CO Certificate	\$	(995,000.00)	
Capital Asset		(106,186.80)	
			(1,101,186.80)

When bonds are issued there is usually a premium or discount involved. This premium or discount is amortized over the life of the bonds issued. (35,277.82)

In both the government-wide and fund financial statements, revenues from property tax levies are applied to finance the budget of a particular period. Accounting for revenues from property tax accruals in the funds' statements differs from the accounting in the government wide statement in that the fund financial statements require the amounts to be "available". This amount reflects the application of both the application period and "availability criteria". (3,796.08)

Governmental funds recognize expenditures for amounts of compensated absences and early retirement benefits actually paid to employees with current financial resources during the fiscal year. Amounts of compensated absences earned by employees are not recognized in the funds. In the statement of activities, expenses for these benefits are recognized when the employees earn leave credits or elect to retire early.

Vacation Leave	\$	(297.77)	
Early Retirement		10,000.00	
			9,702.23

Some expenses reported in the statement of activities do not require the use of current financial resources and therefore are not reported as expenditures in the governmental funds. (Pension Expense) 125,420.36

Change in Net Position of Governmental Activities \$ 901,618.64

The notes to the financial statements are an integral part of this statement.

Dell Rapids School District No.49-3
STATEMENT OF NET POSITION
PROPRIETARY FUNDS
June 30, 2023

	<u>Food Service Fund</u>	<u>Other Enterprise Funds</u>	<u>Total Proprietary Funds</u>
ASSETS:			
Current Assets:			
Cash and Cash Equivalents	\$ 288,383.77	\$ 363,682.01	\$ 652,065.78
Total Current Assets	<u>288,383.77</u>	<u>363,682.01</u>	<u>652,065.78</u>
Noncurrent Assets:			
Machinery and Equipment - Local Funds	152,890.75		152,890.75
Less: Accumulated Depreciation	<u>(120,146.45)</u>		<u>(120,146.45)</u>
Total Noncurrent Assets	<u>32,744.30</u>	<u>-</u>	<u>32,744.30</u>
TOTAL ASSETS	<u><u>\$ 321,128.07</u></u>	<u><u>\$ 363,682.01</u></u>	<u><u>\$ 684,810.08</u></u>
LIABILITIES:			
Accounts Payable	\$ -	\$ 13,429.87	\$ 13,429.87
Unearned Revenues	<u>39,385.85</u>	<u>38,939.12</u>	<u>78,324.97</u>
TOTAL LIABILITIES	<u><u>\$ 39,385.85</u></u>	<u><u>\$ 52,368.99</u></u>	<u><u>\$ 91,754.84</u></u>
NET POSITION:			
Net Investment in Capital Assets	\$ 32,744.30	\$ -	\$ 32,744.30
Unrestricted Net Position	<u>248,997.92</u>	<u>311,313.02</u>	<u>560,310.94</u>
Total Net Position	<u>281,742.22</u>	<u>311,313.02</u>	<u>593,055.24</u>
TOTAL LIABILITIES AND NET POSITION	<u><u>\$ 321,128.07</u></u>	<u><u>\$ 363,682.01</u></u>	<u><u>\$ 684,810.08</u></u>

The notes to the financial statements are an integral part of this statement.

Dell Rapids School District No. 49-3
STATEMENT OF REVENUES, EXPENSES AND CHANGES IN FUND NET POSITION
PROPRIETARY FUNDS
For the Year Ended June 30, 2023

	Food Service Fund	Other Enterprise Funds	Total Proprietary Funds
Operating Revenue:			
Sales:			
Student	\$ 415,955.21	\$ -	\$ 415,955.21
Adults	8,899.84		8,899.84
Other Charges for Goods and Services		372,710.35	372,710.35
Total Operating Revenue	<u>424,855.05</u>	<u>372,710.35</u>	<u>797,565.40</u>
Operating Expenses:			
Food Service:			
Salaries	17,861.09	220,109.03	237,970.12
Employee Benefits	2,626.92	32,943.98	35,570.90
Purchased Services	604,816.03	49,833.01	654,649.04
Supplies	37,113.41	31,036.47	68,149.88
Cost of Sales - Donated	65,222.58		65,222.58
Other		3,000.00	3,000.00
Depreciation - Local Funds	10,324.37		10,324.37
Total Operating Expenses	<u>737,964.40</u>	<u>336,922.49</u>	<u>1,074,886.89</u>
Operating Income (Loss)	<u>(313,109.35)</u>	<u>35,787.86</u>	<u>(277,321.49)</u>
Nonoperating Revenue:			
Investment Earnings	1,735.98	1,323.57	3,059.55
Other Local Revenue		21,932.73	21,932.73
State Grants	1,537.76	16,830.71	18,368.47
Federal Grants	183,658.15	19,353.44	203,011.59
Donated Food	65,222.58		65,222.58
Total Nonoperating Revenue (Expense)	<u>252,154.47</u>	<u>59,440.45</u>	<u>311,594.92</u>
Change in Net Position	<u>(60,954.88)</u>	<u>95,228.31</u>	<u>34,273.43</u>
Net Position - Beginning	<u>342,697.10</u>	<u>216,084.71</u>	<u>558,781.81</u>
NET POSITION - ENDING	<u><u>\$ 281,742.22</u></u>	<u><u>\$ 311,313.02</u></u>	<u><u>\$ 593,055.24</u></u>

The notes to the financial statements are an integral part of this statement.

Dell Rapids School District No. 49-3
STATEMENT OF CASH FLOWS
PROPRIETARY FUNDS
For the Year Ended June 30, 2023

	Food Service Fund	Other Enterprise Funds	Total Proprietary Funds
Cash Flows from Operating Activities			
Receipts from Customers	\$ 443,936.00	\$ 380,198.13	\$ 824,134.13
Payments to Employees for Services	(20,488.01)	(253,201.60)	(273,689.61)
Payments to Suppliers of Goods and Services	(641,929.44)	(77,556.22)	(719,485.66)
Net Cash Provided (Used) by Operating Activities	<u>(218,481.45)</u>	<u>49,440.31</u>	<u>(169,041.14)</u>
Cash Flows from Noncapital Financing Activities:			
Operating Grants	<u>185,195.91</u>	<u>58,116.88</u>	<u>243,312.79</u>
Net Cash Flows from Noncapital Financing Activities	<u>185,195.91</u>	<u>58,116.88</u>	<u>243,312.79</u>
Cash Flows from Investing Activities:			
Interest Earnings	<u>1,735.98</u>	<u>1,323.57</u>	<u>3,059.55</u>
Net Increase (Decrease) in Cash and Cash Equivalents	<u>\$ (31,549.56)</u>	<u>\$ 108,880.76</u>	<u>\$ 77,331.20</u>
Cash and Cash Equivalents at Beginning of Year	\$ 319,933.33	\$ 254,801.25	\$ 574,734.58
Cash and Cash Equivalents at End of Year	<u>288,383.77</u>	<u>363,682.01</u>	<u>652,065.78</u>
Net Increase (Decrease) in Cash and Cash Equivalents	<u>\$ (31,549.56)</u>	<u>\$ 108,880.76</u>	<u>\$ 77,331.20</u>
 RECONCILIATION OF OPERATING INCOME (LOSS) TO NET CASH PROVIDED (USED) BY OPERATING ACTIVITIES:			
Operating Income (Loss)	\$ (313,109.35)	\$ 35,787.86	\$ (277,321.49)
Net Cash Provided (Used) by Operating Activities:			
Depreciation Expense	10,324.37		10,324.37
Value of Donated Commodities Used	65,222.58		65,222.58
Change in Assets and Liabilities:			
Accounts Payable		6,313.26	6,313.26
Accrued Wages and Benefits Payable		(148.59)	(148.59)
Unearned Revenue	<u>19,080.95</u>	<u>7,487.78</u>	<u>26,568.73</u>
Net Cash Provided (Used) by Operating Activities	<u>\$ (218,481.45)</u>	<u>\$ 49,440.31</u>	<u>\$ (169,041.14)</u>
Noncash Investing, Capital and Financing Activities:			
Value of Commodities Received	\$ 65,222.58		\$ 65,222.58

The notes to the financial statements are an integral part of this statement

Dell Rapids School District No. 49-3
STATEMENT OF FIDUCIARY NET POSITION
FIDUCIARY FUNDS
June 30, 2023

	<u>Custodial Funds</u>
ASSETS:	
Cash and Cash Equivalents	<u>\$ 122,713.51</u>
TOTAL ASSETS	<u><u>\$ 122,713.51</u></u>
LIABILITIES:	
Accounts Payable	<u>\$ 242.03</u>
NET POSITION:	
Restricted for: Organizations	<u>\$ 122,471.48</u>
TOTAL LIABILITIES AND NET POSITION	<u><u>\$ 122,713.51</u></u>

The notes to the financial statements are an integral part of this statement.

Dell Rapids School District No. 49-3
STATEMENT OF CHANGES IN FIDUCIARY NET POSITION
FIDUCIARY FUNDS
For the Year Ended June 30,2023

	Custodial Funds
ADDITIONS:	
Collections for Student Activities	\$ 327,260.29
TOTAL ADDITIONS	\$ 327,260.29
DEDUCTIONS:	
Payments for Student Activities	\$ 351,682.57
TOTAL DEDUCTIONS	\$ 351,682.57
Change in Net Position	\$ (24,422.28)
Net Position - Beginning	\$ 146,893.76
NET POSITION - ENDING	\$ 122,471.48

The notes to the financial statements are an integral part of this statement.

DELL RAPIDS SCHOOL DISTRICT NO. 49-3
NOTES TO THE FINANCIAL STATEMENTS

1. SUMMARY OF SIGNIFICANT ACCOUNTING POLICIES

The accounting policies of the School District conform to generally accepted accounting principles applicable to government entities in the United States of America.

a. Financial Reporting Entity

The reporting entity of Dell Rapids School District No. 49-3 (School District) consists of the primary government (which includes all of the funds, organizations, institutions, agencies, departments, and offices that make up the legal entity, plus those funds for which the primary government has a fiduciary responsibility, even though those fiduciary funds may represent organizations that do not meet the criteria for inclusion in the financial reporting entity); those organizations for which the primary government is financially accountable; and other organizations for which the nature and significance of their relationship with the primary government are such that their exclusion would cause the financial reporting entity's financial statements to be misleading or incomplete.

The School District participates in a cooperative service unit with ten other school districts. See detailed note entitled "Joint Ventures" for specific disclosures. Joint ventures do not meet the criteria for inclusion in the financial reporting entity as a component unit, but are discussed in these notes because of the nature of their relationship with the School District.

b. Basis of Presentation

Government-wide Financial Statements:

The Statement of Net Position and Statement of Activities display information about the reporting entity as a whole. They include all funds of the reporting entity except for fiduciary funds. The statements distinguish between governmental and business-type activities. Governmental activities generally are financed through taxes, intergovernmental revenues, and other non-exchange revenues. Business-type activities are financed in whole or in part by fees charged to external parties for goods or services.

The Statement of Net Position reports all financial and capital resources, in a net position form (assets minus liabilities equal net position). Net Position are displayed in three components, as applicable, net investment in capital assets, restricted (distinguishing between major categories of restrictions), and unrestricted.

The Statement of Activities presents a comparison between direct expenses and program revenues for each segment of the business-type activities of the School District and for each function of the School District's governmental activities. Direct expenses are those that are specifically associated with a program or function and, therefore, are clearly identifiable to a particular function. Program revenues include (a) charges paid by recipients of goods and services offered by the programs and (b) grants and contributions that are restricted to meeting the operational or capital requirements of a particular program. Revenues that are not classified as programs revenues, including all taxes, are presented as general revenues.

DELL RAPIDS SCHOOL DISTRICT NO. 49-3
NOTES TO THE FINANCIAL STATEMENTS

Fund Financial Statements:

Fund financial statements of the reporting entity are organized into funds, each of which is considered to be a separate accounting entity. Each fund is accounted for by providing a separate set of self-balancing accounts that constitute its assets, liabilities, fund equity, revenues, and expenditures/expenses. Funds are organized into three major categories: governmental, proprietary, and fiduciary. An emphasis is placed on major funds within the governmental and proprietary categories. A fund is considered major if it is the primary operating fund of the District or it meets the following criteria:

1. Total assets, liabilities, revenues, or expenditures/expenses of the individual governmental or enterprise fund are at least 10 percent of the corresponding total for all funds of that category or type, and
2. Total assets, liabilities, revenues, or expenditures/expenses of the individual governmental or enterprise fund are at least 5 percent of the corresponding total for all governmental and enterprise funds combined, or
3. Management has elected to classify one or more governmental or enterprise funds as major for consistency in reporting from year to year, or because of public interest in the fund's operations.

The funds of the District financial reporting entity are described below within their respective fund types:

Governmental Funds:

General Fund - a fund established by South Dakota Codified Laws (SDCL) 13-16-3 to meet all the general operational costs of the school district, excluding capital outlay fund and special education fund expenditures. The General Fund is always a major Fund.

Special Revenue Funds - Special revenue funds are used to account for the proceeds of specific revenue sources that are legally restricted to expenditures for specified purposes.

Capital Outlay Fund - a fund established by SDCL 13-16-6 to meet expenditures which result in the lease of, acquisition of or additions to real property, plant or equipment, textbooks and instructional software. This fund is financed by property taxes. This is a major fund.

Special Education Fund - a fund established by SDCL 13-37-16 to pay the costs for the special education of all children in need of special assistance and prolonged assistance who reside within the School District. This fund is financed by grants and property taxes. This is a major fund.

Debt Service Funds - Debt service funds are used to account for the accumulation of resources for, and the payment of, general long-term debt principal, interest, and related costs.

Bond Redemption Fund - a fund established by SDCL 13-16-13 to account for the proceeds of a special property tax restricted to use for the payment of principal and interest on general obligation bonded debt. Two Bond Redemption Funds are maintained by the School District – the Elementary School Bond Redemption Fund and the Qualified School Construction Bond Fund. The Qualified School Construction Bond Fund is a major fund. The School District has chosen to treat the Elementary School Bond Redemption Fund as a major fund.

DELL RAPIDS SCHOOL DISTRICT NO. 49-3
NOTES TO THE FINANCIAL STATEMENTS

Capital Projects Funds – Capital projects funds are used to account for financial resources to be used for the acquisition or construction of major capital facilities (other than those financed by proprietary funds and trust funds).

There were no Capital Project Funds maintained by the School District.

Proprietary Funds:

Enterprise Funds - Enterprise funds may be used to report any activity for which a fee is charged to external users for goods or services. Activities are required to be reported as enterprise funds if any one of the following criteria is met.

- a. *The activity is financed with debt that is secured solely by a pledge of the net revenues from fees and charges of the activity. Debt that is secured by a pledge of net revenues from fees and charges and the full faith and credit of a related primary government or component unit – even if that government is not expected to make any payments – is not payable solely from fees and charges of the activity. (Some debt may be secured, in part, by a portion of its own proceeds but should be considered as payable “solely” from the revenues of the activity.)*
- b. *Laws or regulations require that the activity’s costs of providing services, including capital costs (such as depreciation or debt service), be recovered with fees and charges, rather than with taxes or similar revenues.*
- c. *The pricing policies of the activity establish fees and charges designed to recover its costs, including capital costs (such as depreciation or debt service).*

Food Service Fund - a fund used to record financial transactions related to food service operations. This fund is financed by user charges and grants. This is as a major fund.

Other Enterprise Fund – a fund used to account for fee based programs such as before/after school programs, drivers' education, athletic camps, and ACT Prep classes. This is not a major fund.

Fiduciary Funds:

Fiduciary Funds consist of the following sub-categories and are never considered to be major funds:

Custodial Funds – Custodial funds are used to report fiduciary activities that are not required to be reported in pension trust funds, investment trust funds, or private-purpose trust funds. The School District maintains custodial funds to hold assets as an agent in a trustee capacity for various classes, clubs, and clearing accounts.

c. Measurement Focus and Basis of Accounting

Measurement focus is a term used to describe “how” transactions are recorded within the various financial statements. Basis of accounting refers to “when” revenues and expenditures or expenses are recognized in the accounts and reported in the financial statements, regardless of the measurement focus.

DELL RAPIDS SCHOOL DISTRICT NO. 49-3
NOTES TO THE FINANCIAL STATEMENTS

Measurement Focus:

Government-wide Financial Statements:

In the government-wide Statement of Net Position and Statement of Activities, both governmental and business-type activities are presented using the economic resources measurement focus, applied on the accrual basis of accounting.

Fund Financial Statements:

In the fund financial statements, the “current financial resources” measurement focus and the modified accrual basis of accounting are applied to governmental funds, while the “economic resources” measurement focus and the accrual basis of accounting are applied to the proprietary and fiduciary fund types.

Basis of Accounting:

Government-wide Financial Statements:

In the government-wide Statement of Net Position and Statement of Activities, governmental and business-type activities are presented using the accrual basis of accounting. Under the accrual basis of accounting, revenues and related assets generally are recorded when earned (usually when the right to receive cash vests); and, expenses and related liabilities are recorded when an obligation is incurred (usually when the obligation to pay cash in the future vests).

Fund Financial Statements:

All governmental fund types are accounted for using the modified accrual basis of accounting. Their revenues, including property taxes, generally are recognized when they become measurable and available. “Available” means resources are collected or to be collected soon enough after the end of the fiscal year that they can be used to pay the bills of the current period. The accrual period for the School District is 30 days. The revenues which are accrued at June 30, 2023 are:

Athletic cooperatives receivable	\$ 4,000.00
Title I reimbursement receivable	\$ 21,022.00
Title IIA reimbursement receivable	\$ 10,644.00
Title IV reimbursement receivable	\$ 1,261.00
ESSER II reimbursement receivable	\$ 42,595.00
CTE equipment grant receivable	\$129,932.00
Barnes & Noble refund receivable	\$ 25.58
Rural electric utility taxes receivable	\$ 85,102.59
QSCB federal interest subsidy receivable	\$108,652.42
Bus installment payments receivable	\$298,698.22
IDEA 611 reimbursement receivable	\$ 3,484.00
IDEA 619 reimbursement receivable	\$ 3,026.00

Under the modified accrual basis of accounting, receivables may be measurable but not available. Available means collectible within the current period or soon enough thereafter to be used to pay liabilities of the current period. Unavailable revenues, where asset recognition criteria have been met, but for which revenue recognition criteria have not been met, are reported as a deferred inflow of resources.

DELL RAPIDS SCHOOL DISTRICT NO. 49-3
NOTES TO THE FINANCIAL STATEMENTS

Expenditures generally are recognized when the related fund liability is incurred. Exceptions to this general rule include principal and interest on general long-term debt which are recognized when due.

All proprietary fund and fiduciary fund types are accounted for using the accrual basis of accounting. Their revenues are recognized when they are earned, and their expenses are recognized when they are incurred.

d. Deposits and Investments

For the purpose of financial reporting, "cash and cash equivalents" includes all demand and savings accounts and certificates of deposit or short-term investments with a term to maturity at date of acquisition of three months or less. Investments in open-end mutual fund shares, or similar investments in external investment pools, are also considered to be cash equivalents.

No investments are classified in the financial statements as of June 30, 2023.

e. Capital Assets

Capital assets include land, buildings, machinery and equipment, and all other tangible or intangible assets that are used in operations and that have initial useful lives extending beyond a single reporting period.

The accounting treatment over capital assets depends on whether the assets are used in governmental fund operations or proprietary fund operations and whether they are reported in the government-wide or fund financial statements.

Government-Wide Statements:

All capital assets are valued at historical cost or estimated historical cost if actual historical cost is not available. Donated capital assets are valued at their acquisition value on the date donated. Reported cost values include ancillary charges necessary to place the asset into its intended location and condition for use. Subsequent to initial capitalization, improvements or betterments that are significant and which extend the useful life of a capital asset are also capitalized.

For governmental activities Capital Assets, construction-period interest is not capitalized, in accordance with USGAAP. For capital assets used in business-type activities/proprietary fund's operations, construction period interest is not capitalized in accordance with USGAAP.

The total June 30, 2023 balance of capital assets for governmental activities includes approximately seven percent for which the costs were determined by estimates of the original cost. The total June 30, 2023 balance of capital assets for business-type activities are all valued at original cost.

Depreciation/Amortization of all exhaustible capital assets is recorded as an allocated expense in the government-wide Statement of Activities, with net capital assets reflected in the Statement of Net Position. Accumulated depreciation/amortization is reported on the government-wide Statement of Net Position and on the proprietary fund's Statement of Net Position.

DELL RAPIDS SCHOOL DISTRICT NO. 49-3
NOTES TO THE FINANCIAL STATEMENTS

Capitalization thresholds (the dollar values above which asset acquisitions are added to the capital asset accounts), depreciation methods, and general estimated useful lives of capital assets reported in the government-wide statements and proprietary funds are as follows:

	Capitalization Threshold	Depreciation Method	Estimated Useful Life
Land	All Land	----N/A----	----N/A----
Improvements other than Buildings	\$ 15,000.00	Straight-line	20 yrs.
Buildings	\$ 50,000.00	Straight-line	50 yrs.
Building Improvements	\$ 25,000.00	Straight-line	20 yrs.
Machinery and Equipment	\$ 5,000.00	Straight-line	10-15 yrs.
Food Service Equipment	\$ 5,000.00	Straight-line	12 yrs.

Land is an inexhaustible capital asset and is not depreciated.

Fund Financial Statements:

In the fund financial statements, capital assets used in governmental fund operations are accounted for as capital expenditures of the appropriate governmental fund upon acquisition. Capital assets used in proprietary fund operations are accounted for on the accrual basis, the same as in the government-wide statements.

f. Long-Term Liabilities

The accounting treatment of long-term liabilities depends on whether the assets are used in governmental fund operations or proprietary fund operations and whether they are reported in the government-wide or fund financial statements.

All long-term liabilities to be repaid from governmental and business-type resources are reported as liabilities in the government-wide statements. The long-term liabilities primarily consist of compensated absences, early retirement benefits payable, lease liabilities, capital outlay certificates payable, and bonds payable.

In the fund financial statements, debt proceeds are reported as revenues (other financing sources), while payments of principal and interest are reported as expenditures when they become due. The accounting for proprietary fund long-term debt is on the accrual basis, the same in the fund statements as in the government-wide statements.

g. Leases

The school District is a lessee for a noncancellable lease of a postage meter and copiers/printers. The District recognizes a lease liability and an intangible right-to-use lease asset (lease asset) in the government-wide financial statements. The School District recognizes lease liabilities with an initial, individual value of \$5,000 or more.

At the commencement of a lease, the School District initially measures the lease liability at the present value of payments expected to be made during the lease term. Subsequently, the lease liability is reduced by the principal portion of lease payments made. The lease asset is initially measured as the initial amount of the lease, adjusted for lease payments made at or before the lease commencement date, plus certain initial direct costs. Subsequently, the lease asset is amortized on a straight-line basis over its useful life.

DELL RAPIDS SCHOOL DISTRICT NO. 49-3
NOTES TO THE FINANCIAL STATEMENTS

Key estimates and judgments related to leases include how the School District determines (1) the discount rate it uses to discount the expected lease payment to present value, (2) lease term, and (3) lease payments.

- The School District uses the interest rate charged by the lessor as the discount rate. When the interest rate charged by the lessor is not provided, the School District generally uses its estimated incremental borrowing rate as the discount rate for leases.
- The lease term includes the noncancellable period of the lease. Lease payments included in the measurement of the lease liability are composed of fixed payments and purchase option price that the School District is reasonably certain to exercise.

The School District monitors changes in circumstances that would require a remeasurement of its lease and will remeasure the lease asset and liability if certain changes occur that are expected to significantly affect the amount of the lease liability.

Lease assets are reported with other capital assets and lease liabilities are reported with long-term debt on the Statement of Net Position.

h. Program Revenues

In the Government-wide Statement of Activities, reported program revenues derive directly from the program itself or from parties other than the School District's taxpayers or citizenry, as a whole. Program revenues are classified into three categories, as follows:

1. Charges for services – These arise from charges to customers, applicants, or others who purchase, use, or directly benefit from the goods, services, or privileges provided, or are otherwise directly affected by the services.
2. Program-specific operating grants and contributions – These arise from mandatory and voluntary non-exchange transactions with other governments, organizations, or individuals that are restricted for use in a particular program.
3. Program-specific capital grants and contributions – These arise from mandatory and voluntary non-exchange transactions with other governments, organizations, or individuals that are restricted for the acquisition of capital assets for use in a particular program.

i. Deferred Inflows and Deferred Outflows of Resources

In addition to assets, the statement of financial position reports a separate section for deferred outflows of resources. Deferred outflows of resources represent consumption of net position that applies to a future period or periods. These items will not be recognized as an outflow of resources until the applicable future period.

In addition to liabilities, the statement of financial position reports a separate section for deferred inflows of resources. Deferred inflows of resources represent acquisitions of net position that applies to a future period or periods. These items will not be recognized as an inflow of resources until the applicable future period.

j. Proprietary Funds Revenue and Expense Classifications

In the proprietary fund's Statement of Activities, revenues and expenses are classified in a manner consistent with how they are classified in the Statement of Cash Flows. That is, transactions for which related cash flows are reported as capital and related financing activities,

DELL RAPIDS SCHOOL DISTRICT NO. 49-3
NOTES TO THE FINANCIAL STATEMENTS

noncapital financing activities, or investing activities are not reported as components of operating revenues or expenses.

k. Cash and Cash Equivalents

The School District pools its cash resources for depositing and investing purposes. Accordingly, the enterprise funds have access to their cash resources on demand. Accordingly, all reported enterprise fund deposit and investment balances are considered to be cash equivalents for the purpose of the Statement of Cash Flows.

l. Equity Classifications

Government-wide Financial Statements:

Equity is classified as Net Position and is displayed in three components

1. Net Investment in Capital Assets – Consists of capital assets, including restricted capital assets, net of accumulated depreciation (if applicable) and reduced by the outstanding balances of any bonds, mortgages, notes, or other borrowings that are attributable to the acquisition, construction, or improvement of those assets.
2. Restricted Net Position – Consists of net position with constraints placed on their use either by (a) external groups such as creditors, grantors, contributors, or laws and regulations of other governments; or (b) law through constitutional provisions or enabling legislation.
3. Unrestricted Net Position – All other net position that do not meet the definition of “restricted” or “net investment in capital assets.”

Fund Financial Statements:

Governmental fund equity is classified as fund balance, and is distinguished between Nonspendable, Restricted, Committed, Assigned or Unassigned components. Proprietary fund equity is classified the same as in the government-wide financial statements. Fiduciary fund equity is reported as restricted net position.

m. Application of Net Position

It is the School District's policy to first use restricted net position, prior to the use of unrestricted net position, when an expense is incurred for purposes for which both restricted and unrestricted net position are available.

n. Fund Balance Classification Policies and Procedures

In accordance with Government Accounting Standards Board (GASB) No. 54, Fund Balance Reporting and Governmental Fund Type Definitions, the School District classifies governmental fund balances as follows:

- Nonspendable – includes fund balance amounts that cannot be spent either because it is not in spendable form or because of legal or contractual constraints.
- Restricted – includes fund balance amounts that are constrained for specific purposes which are externally imposed by providers, such as creditors or amounts constrained due to constitutional provisions or enabling legislation.

DELL RAPIDS SCHOOL DISTRICT NO. 49-3
NOTES TO THE FINANCIAL STATEMENTS

- Committed – includes fund balance amounts that are constrained for specific purposes that are internally imposed by the government through formal action of the highest level of decision-making authority and does not lapse at year-end.
- Assigned – includes fund balance amounts that are intended to be used for specific purposes that are neither considered restricted nor committed. Fund Balance may be assigned by the School Board or Business Manager.
- Unassigned – includes positive fund balance within the General Fund which has not been classified within the above mentioned categories and negative fund balances in other governmental funds.

The Governing Board committed the following fund balance types by taking the following action:

The General Fund Assigned Fund Balance as authorized by the Governing Board is comprised of the following:

Assigned for the Subsequent Year's Budget	\$277,060.00
---	--------------

The School District uses restricted/committed amounts first when both restricted and unrestricted fund balance is available unless there are legal documents/contracts that prohibit doing this, such as a grant agreement requiring dollar for dollar spending. Additionally, the Government would first use committed, then assigned, and lastly unassigned amounts of unrestricted fund balance when expenditures are made.

The School District does not have a formal minimum fund balance policy.

o. Pensions

For purposes of measuring the net pension liability (asset), deferred outflows of resources and deferred inflows of resources related to pensions, and pension expenses (revenue), information about the fiduciary net position of the South Dakota Retirement System (SDRS) and additions to/deletions from SDRS's fiduciary net position have been determined on the same basis as they are reported by SDRS. School District contributions and net pension liability (asset) are recognized on an accrual basis of accounting.

2. DEPOSITS AND INVESTMENTS CREDIT RISK, CONCENTRATIONS OF CREDIT RISK AND INTEREST RATE RISK

The School District follows the practice of aggregating the cash assets of various funds to maximize cash management efficiency and returns. Various restrictions on deposits and investments are imposed by statutes. These restrictions are summarized below:

Deposits - The School District's deposits are made in qualified public depositories as defined by SDCL 4-6A-1, 13-16-15, 13-16-15.1 and 13-16-18.1. Qualified depositories are required by SDCL 4-6A-3 to maintain at all times, segregated from their other assets, eligible collateral having a value equal to at least 100 percent of the public deposit accounts which exceed deposit insurance such as the FDIC and NCUA. In lieu of pledging eligible securities, a qualified public depository may furnish irrevocable standby letters of credit issued by federal home loan banks accompanied by written evidence of that bank's public debt rating which may not be less than "AA" or a qualified public depository may furnish a corporate surety bond of a corporation authorized to do business in South Dakota.

DELL RAPIDS SCHOOL DISTRICT NO. 49-3
NOTES TO THE FINANCIAL STATEMENTS

Investments – In general, SDCL 4-5-6 permits school funds to be invested in (a) securities of the United States and securities guaranteed by the United States Government either directly or indirectly; or (b) repurchase agreements fully collateralized by securities described in (a) above; or in shares of an open-end, no-load fund administered by an investment company whose investments are in securities described in (a) above and repurchase agreements described in (b) above. Also, SDCL 4-5-9 requires that investments shall be in the physical custody of the political subdivision or may be deposited in a safekeeping account with any bank or trust company designated by the political subdivision as its fiscal agent.

As of June 30, 2023, the School District did not have any investments.

Credit Risk – State law limits eligible investments for the School District, as discussed above. The School District has no investment policy that would further limit its investment choices. There were no investments held as of June 30, 2023.

The actual bank balances at June 30, 2023 were as follows:

	Bank Balance
Insured (FDIC/NCUA)	\$ 599,163.22
Uninsured, collateral jointly held by state's/School's agent in the name of the state and the pledging financial institution.	
Uninsured, uncollateralized	\$10,461,716.45
 Total Deposits	 \$ 11,060,879.67

The School District's carrying amount of deposits at June 30, 2023 was \$11,002,845.34.

Concentration of Credit Risk – The School District places no limit on the amount that may be invested in any one issuer.

Interest Rate Risk – The School District does not have a formal investment policy that limits investment maturities as a means of managing its exposure to fair value losses arising from increasing interest rates.

Assignment of Investment Income – State law allows income from deposits and investments to be credited to either the General Fund or the fund making the investment. The School District's policy is to credit all income from investments to the fund making the investment.

3. RECEIVABLES AND PAYABLES

Receivables and payables are not aggregated in these financial statements. The School District expects all receivables to be collected within one year. No allowances for estimated uncollectibles have been established.

DELL RAPIDS SCHOOL DISTRICT NO. 49-3
NOTES TO THE FINANCIAL STATEMENTS

4. INVENTORY

Inventory held for consumption is stated at cost.

Inventory for Resale is stated at the lower of cost or market. The cost valuation method is current cost, First-In, First-Out (FIFO) basis. Donated commodities are valued at estimated market value based on the USDA price list at date of receipt.

In the Government-wide financial statements and in the enterprise fund financial statements, inventory items are initially recorded as assets and charged to expense in the various functions of government as they are consumed.

In the governmental fund financial statements, inventories consist of expendable supplies held for consumption. The cost is recorded as an expenditure at the time individual inventory items are purchased. Reported inventories are equally offset by Nonspendable Fund Balance which indicates that they do not constitute "available spendable resources" even though they are a component of net current assets. The district's inventory of consumable supplies at June 30, 2023 was not material to the financial statements.

5. PROPERTY TAXES

Property taxes are levied on or before each October 1, attached as an enforceable lien on property, and become due and payable as of the following January 1, and are payable in two installments on or before the following April 30 and October 31. The county bills and collects the School District's taxes and remits them to the School District.

School District's property tax revenues are recognized to the extent that they are used to finance each year's appropriations. Revenue related to current year property taxes receivable which is intended to be used to finance the current year's appropriations and therefore are not susceptible to accrual has been reported as deferred revenue in both the fund financial statements and the government-wide financial statements. Additionally, in the fund financial statements, revenue from property taxes may be limited by any amount not collected during the current fiscal period or within the "availability period."

6. CHANGES IN CAPITAL ASSETS

A summary of changes in capital assets for the year ended June 30, 2023 is as follows:

DELL RAPIDS SCHOOL DISTRICT NO. 49-3
NOTES TO THE FINANCIAL STATEMENTS

Primary Government

	Balance 7/1/2022	Increases	Decreases	Balance 6/30/2023
Governmental Activities:				
Capital assets, not being depreciated/amortized:				
Land	\$480,615.75			\$480,615.75
Construction/Development in Progress	548,210.60		548,210.60	\$0.00
Total, not being depreciated/amortized	<u>1,028,826.35</u>	<u>0.00</u>	<u>548,210.60</u>	<u>480,615.75</u>
Capital assets, being depreciated/amortized:				
Intangible Lease Assets	28,341.00	106,186.80	20,726.40	\$113,801.40
Improvements	1,593,967.21	1,182,288.20		\$2,776,255.41
Buildings	31,162,110.27	185,816.00		\$31,347,926.27
Machinery and Equipment	1,181,869.50	162,059.25	27,047.12	\$1,316,881.63
Total, being depreciated/amortized	<u>33,966,287.98</u>	<u>1,636,350.25</u>	<u>47,773.52</u>	<u>\$35,554,864.71</u>
Less accumulated depreciation/amortization for:				
Intangible Lease Assets	22,630.05	17,450.94	20,726.40	19,354.59
Improvements	967,308.55	150,404.82		1,117,713.37
Buildings	10,501,971.83	737,015.79		11,238,987.62
Machinery and Equipment	773,179.11	65,436.54	27,047.12	811,568.53
Total accumulated depreciation/amortization	<u>12,265,089.54</u>	<u>970,308.09</u>	<u>47,773.52</u>	<u>13,187,624.11</u>
Total capital assets, being depreciated/amortized, net	<u>21,701,198.44</u>	<u>666,042.16</u>	<u>0.00</u>	<u>22,367,240.60</u>
Governmental activity capital assets, net	<u><u>\$ 22,730,024.79</u></u>	<u><u>\$ 666,042.16</u></u>	<u><u>\$548,210.60</u></u>	<u><u>\$ 22,847,856.35</u></u>

** Depreciation/amortization expense was charged to functions as follows:

Governmental activities:	
Instruction	\$ 564,356.45
Support Services	205,966.36
Co-curricular Activities	199,985.28
Total depreciation/amortization expense - governmental activities	<u><u>\$ 970,308.09</u></u>

	Balance 7/1/2022	Increases	Decreases	Balance 6/30/2023
Business-type Activities:				
Capital assets, being depreciated/amortized:				
Machinery and Equipment	\$ 152,890.75			\$ 152,890.75
Less accumulated depreciation/amortization for:				
Machinery and Equipment	\$ 109,822.08	\$ 10,324.37		\$ 120,146.45
Total capital assets, being depreciated/amortized, net	<u>\$ 43,068.67</u>	<u>\$ (10,324.37)</u>	<u>\$ -</u>	<u>\$ 32,744.30</u>
Business-type activity capital assets, net	<u><u>\$ 43,068.67</u></u>	<u><u>\$ (10,324.37)</u></u>	<u><u>\$ -</u></u>	<u><u>\$ 32,744.30</u></u>

**Depreciation/amortization expense was charge to functions as follows:

Business-type activities:	
Food Service - Current Year Depreciation	\$ 10,324.37

DELL RAPIDS SCHOOL DISTRICT NO. 49-3
NOTES TO THE FINANCIAL STATEMENTS

There was no Construction/Development in Progress on June 30, 2023.

7. LONG-TERM LIABILITIES

A summary of the changes in long-term liabilities for the year ended June 30, 2023 is as follows:

	Beginning Balance	Additions	Deletions	Ending Balance	Due Within One Year
Primary Government:					
Governmental Activities					
Bonds Payable:					
General Obligation	\$ 8,145,000.00	\$ -	\$ 510,000.00	\$ 7,635,000.00	\$ 530,000.00
Capital Outlay Certificates	8,932,244.00	995,000.00	365,000.00	9,562,244.00	365,000.00
Leased Assets	5,710.95	106,186.80	17,450.94	94,446.81	22,760.28
Total Debt	<u>\$ 17,082,954.95</u>	<u>\$ 1,101,186.80</u>	<u>\$ 892,450.94</u>	<u>\$ 17,291,690.81</u>	<u>\$ 917,760.28</u>
Early Retirement Payable	20,000.00		10,000.00	10,000.00	10,000.00
Accrued Compensated Absences	34,804.70	51,569.42	51,271.65	35,102.47	35,102.47
Total Governmental Activities	<u>\$ 17,137,759.65</u>	<u>\$ 1,152,756.22</u>	<u>\$ 953,722.59</u>	<u>\$ 17,336,793.28</u>	<u>\$ 962,862.75</u>

Compensated absences for governmental activities typically have been liquidated from the General Fund and Special Education Fund. Early Retirement Benefits payable for governmental activities are liquidated from the General Fund.

Annual payments of \$294,446.00 are being made into a Sinking Fund for the payment of QSCB certificate principal at maturity in 2025.

Liabilities payable at June 30, 2023 are comprised of the following:

Primary Government:

Governmental Activities:

Bonds Payable – Payable from Bond Redemption Fund

Series 2016; General Obligation Refunding Bonds; Maturity – 6/30/35; Interest Rate – 2.0% to 3.0%

Total \$7,635,000.00

Capital Outlay Certificates – Payable from Capital Outlay Fund

2010: Qualified School Construction Bonds; Maturity – 6/1/2025; Interest Rate – 6.05%

2016; Maturity – 12/15/2025; Interest Rate – 1.0% to 2.25%

2018: Maturity – 12/15/2033; Interest Rate – 2.55% to 3.45%

2020: Maturity – 8/1/2039; Interest Rate – 2.297%

2022: Maturity – 8/1/2032; Interest Rate – 3.40%

Total \$9,562,244.00

Leased Assets – Payable from Capital Outlay Fund

Postage Meter: Maturity 4/12/2026

Copier Machines: Maturity 10/13/2027

Total \$ 94,446.81

DELL RAPIDS SCHOOL DISTRICT NO. 49-3
NOTES TO THE FINANCIAL STATEMENTS

Early Retirement Benefits Payable

Teachers retiring between the ages of 55 and 62, with 20 years of service in the District, may elect to apply for a retirement incentive of \$30,000.00. One teacher per year may take the retirement incentive, or two teachers may mutually agree to receive retirement incentives of \$15,000.00 each. Retirement incentives are paid in three annual installments, beginning the year following retirement, through an employer contribution to a 403(b) non-ERISA employer funded plan.

The amount payable in July 2023 for one retired teacher is \$10,000.00.

Total \$ 10,000.00

Compensated Absences

Accrued vacation leave for full-time employees from General Fund.

Total \$ 35,102.47

Primary Government:

Governmental Activities:

The annual debt service requirements to maturity, except for compensated absences and SDRS liability, for all debt outstanding as of June 30, 2023 are as follows:

Annual Requirements to Maturity for Long-Term Debt
June 30, 2023

Year Ending June 30,	Capital Outlay Certificates		General Obligation Bonds		Leased Assets	Early Retirement Benefits Payable	TOTALS	
	Principal	Interest	Principal	Interest	Principal	Principal	Principal	Interest
2024	365,000	423,891	530,000	179,375	22,760	10,000	927,760	603,266
2025	4,487,244	411,912	545,000	168,625	22,760	-	5,055,004	580,537
2026	465,000	149,160	565,000	157,525	22,379	-	1,052,379	306,685
2027	360,000	135,208	585,000	146,025	21,237	-	966,237	281,233
2028	360,000	122,265	600,000	134,175	5,310	-	965,310	256,440
2029-33	1,885,000	423,503	3,310,000	451,563	-	-	5,195,000	875,065
2034-38	1,360,000	160,830	1,500,000	45,450	-	-	2,860,000	206,280
2039-40	280,000	8,400	-	-	-	-	280,000	8,400
TOTALS	\$ 9,562,244	\$ 1,835,168	\$ 7,635,000	\$ 1,282,738	\$ 94,446	\$ 10,000	\$ 17,301,690	\$ 3,117,905

8. RESTRICTED NET POSITION

Restricted Net Position for the year ended June 30, 2023 was as follows:

Fund	Restricted By	Amount
Capital Outlay	Law	\$ 4,086,670.96
Special Education	Law	215,984.13
SDRS Pension Purposes	Law	908,656.58
Debt Service Purposes	Debt Covenants	4,171,497.84
Total Restricted Net Assets		<u>\$ 9,382,809.51</u>

These balances are restricted due to federal grant and statutory requirements.

DELL RAPIDS SCHOOL DISTRICT NO. 49-3
NOTES TO THE FINANCIAL STATEMENTS

9. INTERFUND TRANSFERS

There were no interfund receivable or payable balances on June 30, 2023.

There were two interfund transfers for the year ended June 30, 2023.

A transfer of \$294,446.00 was made from the Capital Outlay Fund to a Debt Service Fund. The purpose of the transfer was to make the twelfth of fourteen payments into a sinking fund for the 2025 redemption of \$4,122,244.00 in Qualified School Construction bond principal.

A transfer of \$450,000.00 was made from the Capital Outlay Fund to the General Fund for operating expenses.

10. TAX ABATEMENTS

The Municipality of Dell Rapids has created a tax increment district under the authority granted by South Dakota Codified Law section 11-9. The tax increment district was created to stimulate and develop the general economic welfare and prosperity of the Municipality through the promotion and advancement of industrial, commercial, manufacturing, agricultural, or natural resources; and the improvement of the area will likely enhance the value of other real property in the tax increment district.

The county, municipal, and other local general property taxes levied on all taxable property within a tax increment district on the increase in assessed value of the taxable property is allocated to pay for the cost of improvements in the tax increment district. The tax increments are allocated until all costs of the tax increment district project has been repaid; however, it cannot exceed 20 years.

The Municipality of Dell Rapids has two (2) active tax increment districts. One was entered into in 2013 for the County Fair grocery store, and the other was entered into in 2016 for the Fiegen Development Park. Because the general property taxes on tax increment districts are allocated to the district, the taxes are not available to the Dell Rapids School District during the life of the tax increment district.

The portion of property taxes levied for this tax increment district during the fiscal year ended June 30, 2023 that was not available to the Dell Rapids School District was \$75,656.11. Of this amount, the School District was able to recover "lost" tax revenue of \$40,963.54 and \$10,435.21 in the General Fund and Special Education Fund, respectively, through State Aid.

11. PENSION PLAN

Plan Information:

All employees, working more than 20 hours per week during the school year, participate in the South Dakota Retirement System (SDRS), a cost sharing, multiple employer defined benefit pension plan administered by SDRS to provide retirement benefits for employees of the State of South Dakota and its political subdivisions. The SDRS provides retirement, disability and survivors benefits. The right to receive retirement benefits vests after three years of credited service. Authority for establishing, administering and amending plan provisions are found in SDCL 3-12. The SDRS issues a publicly available financial report that includes financial statements and required supplementary information. That report may be obtained at <http://www.sdrs.sd.gov/publications/> or by writing to the SDRS, P.O. Box 1098, Pierre, SD 57501-1098 or by calling (605) 773-3731.

DELL RAPIDS SCHOOL DISTRICT NO. 49-3
NOTES TO THE FINANCIAL STATEMENTS

Benefits provided:

SDRS has four classes of members, Class A general members, Class B public safety and judicial members, Class C Cement Plant Retirement Fund members, and Class D Department of Labor and Regulation members.

Members that were hired before July 1, 2017, are Foundation members. Class A Foundation members and Class B Foundation members who retire after age 65 with three years of contributory service are entitled to an unreduced annual retirement benefit. An unreduced annual retirement benefit is also available after age 55 for Class A Foundation members where the sum of age and credited service is equal to or greater than 85 or after age 55 for Class B Foundation judicial members where the sum of age and credited service is equal to or greater than 80. Class B Foundation public safety members can retire with an unreduced annual retirement benefit after age 55 with three years of contributory service. An unreduced annual retirement benefit is also available after age 45 for Class B Foundation public safety members where the sum of age and credited service is equal to or greater than 75. All Foundation retirements that do not meet the above criteria may be payable at a reduced level.

Members that were hired on/after July 1, 2017, are Generational members. Class A Generational members and Class B Generational judicial members who retire after age 67 with three years of contributory service are entitled to an unreduced annual retirement benefit. Class B Generational public safety members can retire with an unreduced annual retirement benefit after age 57 with three years of contributory service. At retirement, married Generational members may elect a single-life benefit, a 60 percent joint and survivor benefit, or a 100 percent joint and survivor benefit. All Generational retirement benefits that do not meet the above criteria may be payable at a reduced level. Generational members will also have a variable retirement account (VRA) established, in which they will receive up to 1.5 percent of compensation funded by part of the employer contribution. VRAs will receive investment earnings based on investment returns.

Legislation enacted in 2017 established the current COLA process. At each valuation date:

- Baseline actuarial accrued liabilities will be calculated assuming the COLA is equal to long-term inflation assumption of 2.25%.
- If the fair value of assets is greater or equal to the baseline actuarial accrued liabilities, the COLA will be:
 - The increase in the 3rd quarter CPI-W, no less than 0.5% and no greater than 3.5%.
- If the fair value of assets is less than the baseline actuarial accrued liabilities, the COLA will be:
 - The increase in the 3rd quarter CPI-W, no less than 0.5% and no greater than a restricted maximum such that, that if the restricted maximum is assumed for future COLAs, the fair value of assets will be greater or equal to the accrued liabilities.

Legislation enacted in 2021 reduced the minimum COLA from 0.5 percent to 0.0 percent.

All benefits except those depending on the Member's Accumulated Contributions are annually increased by the Cost-of-Living Adjustment.

Contributions:

Per SDCL 3-12, contribution requirements of the active employees and the participating employers are established and may be amended by the SDRS Board. Covered employees are required by state statute to contribute the following percentages of their salary to the plan; Class A Members, 6.0% of salary; Class B Judicial Members, 9.0% of salary; and Class B Public Safety Members, 8.0% of salary. State statute also requires the employer to contribute an amount equal to the employee's contribution. The District's share of contributions to the SDRS for the fiscal years ended June 30, 2023, 2022, and 2021, equal to required contributions each year, were as follows:

DELL RAPIDS SCHOOL DISTRICT NO. 49-3
NOTES TO THE FINANCIAL STATEMENTS

<u>Year</u>	<u>Amount</u>
2023	\$347,510.00
2022	\$338,447.24
2021	\$314,665.00

Pension Liabilities (Assets), Pension Expense (Revenue), and Deferred Outflows of Resources and Deferred Inflows of Resources to Pensions:

At June 30, 2022, SDRS is 100.1% funded and accordingly has a net pension asset. The proportionate share of the components of the net pension asset of South Dakota Retirement System, for the School District as of the measurement period ending June 30, 2022 and reported by the School District as of June 30, 2023 are as follows:

Proportionate share of pension liability	\$33,347,548.48
Less proportionate share of net pension restricted for pension benefits	<u>\$33,369,873.59</u>
Proportionate share of net pension (asset)	<u>\$ (22,325.11)</u>

At June 30, 2023, the School District reported an asset of \$22,325.11 for its proportionate share of the net pension asset. The net pension asset was measured as of June 30, 2022 and the total pension asset used to calculate the net pension asset was based on a projection of the School District's share of contributions to the pension plan relative to the contributions of all participating entities. At June 30, 2022 the School District's proportion was 0.23622900% which is a increase of 0.0083715% from its proportion measured as of June 30, 2021.

For the year ended June 30, 2023, the School District recognized pension expense of \$125,420.36. At June 30, 2023 the School District reported deferred outflows of resources and deferred inflows of resources related to pensions from the following sources:

	<u>Deferred Outflows Of Resources</u>	<u>Deferred Inflows Of Resources</u>
Difference between expected and actual experience.	\$ 424,975.67	\$ 1,449.28
Changes in assumption.	\$ 1,418,916.45	\$ 1,243,490.52
Net Difference between projected and actual earnings on pension plan investments.	\$ -	\$ 53,501.49
Changes in proportion and difference between District contributions and proportionate share of contributions.	\$ 4,758.04	\$ 11,387.40
School District contributions subsequent to the measurement date.	\$ 347,510.00	\$ -
TOTAL	<u>\$2,196,160.16</u> =====	<u>\$1,309,828.69</u> =====

DELL RAPIDS SCHOOL DISTRICT NO. 49-3
NOTES TO THE FINANCIAL STATEMENTS

\$347,510.00 reported as deferred outflow of resources related to pensions resulting from School District contributions subsequent to the measurement date will be recognized as a reduction of the net pension liability in the year ending June 30, 2024. Other amounts reported as deferred outflows of resources and deferred inflows of resources related to pensions will be recognized in pension expense (revenue) as follows:

Year ended June 30:

2024	\$ 144,272.32
2025	\$ 308,985.83
2026	\$ (355,856.14)
2027	\$ 441,419.46
	\$ 538,821.46
TOTAL	\$ 538,821.46

Actuarial Assumptions:

The total pension liability (asset) in the June 30, 2022 actuarial valuation was determined using the following actuarial assumptions, applied to all periods included in the measurement:

Inflation	2.25 percent
Salary Increases	Graded by years of service, from 7.66% at entry to 3.15% after 25 years of service
Discount Rate	6.50% net of plan investment expense. This is composed of an average inflation rate of 2.50% and real returns of 4.00%
Future COLAs	2.10%

Mortality Rates

All mortality rates based on Pub-2010 amount-weighted mortality tables, projected generationally with improvement scale MP-2020.

Active and Terminated Vested Members:

- Teachers, Certified Regents, and Judicial: Pub T-2010
- Other Class A Members: Pub G-2010
- Public Safety Members: Pub S-2010

Retired Members

- Teachers, Certified Regents, and Judicial Retirees: Pub T-2010, 108% of rates above age 65
- Other Class A Retirees: Pub G-2010, 93% of rates through age 74, increasing by 2% per year until 111% of rates at age 83 and above
- Public Safety Retirees: Pub S-2010, 102% of rates at all ages

Beneficiaries

- Pub G-2010 contingent survivor mortality table

Disabled Members:

- Public Safety: Pub S-2010 disabled member mortality table
- Others: Pub G-2010 disabled member mortality table

The actuarial assumptions used in the June 30, 2022 valuation were based on the results of an actuarial experience study for the period of July 1, 2016 to June 30, 2021.

DELL RAPIDS SCHOOL DISTRICT NO. 49-3
NOTES TO THE FINANCIAL STATEMENTS

Investment portfolio management is the statutory responsibility of the South Dakota Investment Council (SDIC), which may utilize the services of external money managers for management of a portion of the portfolio. SDIC is governed by the Prudent Man Rule (i.e., the council should use the same degree of care as a prudent man). Current SDIC investment policies dictate limits on the percentage of assets invested in various types of vehicles (equities, fixed income securities, real estate, cash, private equity, etc.). The long-term expected rate of return on pension plan investments was determined using a method in which best-estimate ranges of expected future real rates of return (expected returns, net of pension plan investment expense and inflation) are developed for each major asset class. These ranges are combined to produce the long-term expected rate of return by weighing the expected future real rates of return by the target asset allocation percentage and by adding expected inflation. Best estimates of real rates of return for each major asset class included in the pension plan's target asset allocation as of June 30, 2021 (see the discussion of the pension plan's investment policy) are summarized in the following table using geometric means:

<u>Asset Class</u>	<u>Target Allocation</u>	<u>Long-Term Expected Real Rate of Return</u>
Global Equity	58.0%	3.7%
Fixed Income	30.0%	1.1%
Real Estate	10.0%	2.6%
Cash	2.0%	0.4%

Total	100%	
	=====	

Discount Rate:

The discount rate used to measure the total pension liability (asset) was 6.50%. The projection to cash flows used to determine the discount rate assumed the plan member contributions will be made at the current contribution rate and that matching employer contributions will be made at rates equal to the member rate. Based on these assumptions, the pension plan's fiduciary net pension was projected to be available to make all future benefit payments of current plan members. Therefore, the long-term expected rate of return on pension plan investments was applied to all periods of projected benefit payments to determine the total pension liability (asset).

Sensitivity of liability (asset) to changes in the discount rate:

The following presents the School District's proportionate share of net pension liability (asset) calculated using the discount rate of 6.50%, as well as what the School District's proportionate share of the net pension liability (asset) would be if it were calculated using a discount rate that is 1-percentage point lower (5.50%) or 1-percentage point higher (7.50%) than the current rate:

	<u>1% Decrease</u>	<u>Current Discount Rate</u>	<u>1% Increase</u>
School District's proportionate share of the net pension liability (asset)	\$4,635,606.34	\$(22,325.11)	\$(3,829,085.83)

Pension Plan Fiduciary Net Position:

Detailed information about the plan's fiduciary net position is available in the separately issued SDRS financial report.

DELL RAPIDS SCHOOL DISTRICT NO. 49-3
NOTES TO THE FINANCIAL STATEMENTS

12. POST EMPLOYMENT HEALTH CARE PLAN

The School District pays a set rate toward medical insurance premiums for current employees.

Eligible retirees and their qualified dependents are allowed to continue with the District's group medical and/or dental insurance coverage until age 65. An eligible retiree must have retired on or before the end of the 2014-2015 school year, qualified for benefits under the South Dakota Retirement System Rule of 85, and have been a participant in the insurance plan for the 12 months immediately prior to retirement. Retirees continuing with the District's group health insurance coverage pay 100% of the insurance premium.

13. JOINT VENTURES

The School District participates in the joint venture known as Prairie Lakes Educational Cooperative formed for the purpose of providing special education services to the member school districts.

The members of the co-op and their relative percentage participation in the co-op are as follows:

Baltic	8%
Chester	5%
Colman-Egan	4%
Dell Rapids	16%
Flandreau	21%
Garretson	8%
Howard	8%
Madison Central	15%
Oldham-Ramona	0%
Rutland	0%
Tri-Valley	15%

The Prairie Lakes Educational Cooperative's governing board is composed of one representative from each member school district, who is a school board member. The board is responsible for adopting the cooperative's budget and setting service fees at a level adequate to fund the adopted budget.

The School District retains no equity in the Net Position of the joint venture but does have a responsibility to fund deficits of the joint venture in proportion to the relative participation described above.

Separate financial statements for this joint venture are available from Prairie Lakes Educational Cooperative.

At June 30, 2023, this joint venture had total assets of \$119,561.45, total liabilities of \$57,835.90, and a net position of \$61,725.55.

The Baltic School District and Dell Rapids St. Mary School participate in a wrestling sports cooperative with the Dell Rapids School District. St. Mary School also participates in a softball cooperative with the Dell Rapids School District. Each school contributes a share of expenses. In FY2023 Baltic School District contributed \$2,000.00 and Dell Rapids St. Mary School contributed \$2,000.00.

DELL RAPIDS SCHOOL DISTRICT NO. 49-3
NOTES TO THE FINANCIAL STATEMENTS

The Dell Rapids School District participates in a girls' soccer cooperative with the Garretson School District. The Dell Rapids School District pays a prorated share of expenses based on the number of Dell Rapids School soccer participants.

14. RISK MANAGEMENT

The school district is exposed to various risks of loss related to torts; theft of, damage to, and destruction of assets; errors and omissions; injuries to employees; and natural disasters. During the period ended June 30, 2023, the school district managed its risks as follows:

Employee Health Insurance

The school district joined the South Dakota School District Benefits Fund. This is a public entity self-insured risk pool currently operating as a common risk management and insurance program for South Dakota local government entities. The school district pays a monthly premium to the pool to provide health insurance coverage for its employees. The pool purchases reinsurance coverage with the premiums it receives from the members. During FY2023, three coverage plans were offered with deductibles ranging from \$2,500 per person/\$5,000 per family up to \$5,000 per person/\$10,000 per family. The plans also provide for coinsurance of 80 percent with a maximum of \$6,250 per person/\$12,500 per family.

The school district does not carry additional health insurance coverage to pay claims in excess of this upper limit.

Liability Insurance

The school district purchases liability insurance for risks related to torts; theft or damage to property; and errors and omissions of public officials from a commercial insurance carrier. Settlement claims resulting from these risks have not exceeded the liability coverage during the past three years.

Worker's Compensation

The School District participates, with several other educational units and related organizations in South Dakota, in the Associated School Boards of South Dakota Workers' Compensation Fund Pool which provides workers' compensation insurance coverage for participating members of the pool. The objective of the Fund is to formulate, develop, and administer, on behalf of the member organizations, a program of workers' compensation coverage, to obtain lower costs for that coverage, and to develop a comprehensive loss control program. The School District's responsibility is to initiate and maintain a safety program to give its employees safe and sanitary working conditions and to promptly report to and cooperate with the Fund to resolve any workers' compensation claims. The School District pays an annual premium to provide workers' compensation for its employees under a retrospectively rated policy, and the premiums are accrued based on the ultimate cost of the experience to date of the Fund members. The School District may also be responsible for additional assessments in the event the pool is determined by its board of trustees to have inadequate reserves to satisfy current obligations or judgments. Additional assessments, if any, are to be determined on a prorated basis based upon each participant's percentage of contribution in relation to the total contributions to the pool of all participants for the year in which the shortfall occurs. The pool provides loss coverage to all participants through pool retained risk retention and through insurance coverage purchase by the pool in excess of the retained risk. The pool pays the first \$500,000 of any claim per individual. The pool has reinsurance which covers up to \$1,000,000 per individual per incident.

The School District does not carry additional insurance to cover claims in excess of the upper limit. Settled claims resulting from these risks have not exceeded the liability coverage over the past three years.

DELL RAPIDS SCHOOL DISTRICT NO. 49-3
NOTES TO THE FINANCIAL STATEMENTS

Unemployment Benefits

The school district has elected to be self-insured and retain all risk for liabilities resulting from claims for unemployment benefits.

During the year ended June 30, 2023, \$4,799.00 was paid for unemployment benefits. \$2,500.00 has been budgeted for unemployment benefits that may be filed in the next fiscal year.

15. SIGNIFICANT CONTINGENCIES AND LITIGATION

At June 30, 2023 the School District was not involved in any litigation.

16. SUBSEQUENT EVENTS

Management has evaluated subsequent events to March 13, 2024, the date which the financial statements were available to be issued, and determined that no other events occurring subsequent to the end of the fiscal year merit recognition or disclosure in these statements.

REQUIRED SUPPLEMENTARY INFORMATION
Dell Rapids School District 49-3
BUDGETARY COMPARISON SCHEDULE - BUDGETARY BASIS
General Fund
For the Year Ended June 30, 2023

	Budgeted Amounts		Actual Amounts (Budgetary Basis)	Variance with Final Budget Positive (Negative)
	Original	Final		
Revenues:				
Revenue from Local Sources:				
Taxes:				
Ad Valorem Taxes	\$ 2,106,355.00	\$ 2,186,355.00	\$ 2,216,546.75	\$ 30,191.75
Prior Years' Ad Valorem Taxes			20,703.41	20,703.41
Utility Taxes	221,000.00	221,000.00	228,474.40	7,474.40
Penalties and Interest on Taxes	4,000.00	4,000.00	5,056.36	1,056.36
Tuition and Fees:				
Regular Day School Transportation Fees	27,000.00	27,000.00	26,522.47	(477.53)
Earning Investments and Deposits	1,000.00	1,000.00	8,794.70	7,794.70
Cocurricular Activities:				
Admissions	48,000.00	48,000.00	54,607.51	6,607.51
Rentals	1,000.00	1,000.00		(1,000.00)
Other Revenue from Local Sources:				
Contributions and Donations	500.00	17,810.77	22,306.41	4,495.64
Refund of Prior Years' Expenditures			1,355.00	1,355.00
Charges for Services	6,000.00	6,000.00	6,652.42	652.42
Other	14,000.00	14,000.00	20,118.77	6,118.77
Revenue from Intermediate Sources:				
County Sources:				
County Apportionment	35,000.00	35,000.00	32,104.43	(2,895.57)
Revenue from State Sources:				
Grants-in-Aid:				
Unrestricted Grants-in-Aid	4,214,200.00	4,214,200.00	4,199,200.77	(14,999.23)
Restricted Grants-in-Aid	18,087.00	18,087.00	16,106.43	(1,980.57)
Revenue from Federal Sources:				
Grants-in-Aid:				
Restricted Grants-in-Aid Received from Federal Government Through the State	431,236.00	435,236.00	359,703.25	(75,532.75)
Total Revenue	\$ 7,127,378.00	\$ 7,228,688.77	\$ 7,218,253.08	\$ (10,435.69)

REQUIRED SUPPLEMENTARY INFORMATION
Dell Rapids School District 49-3
BUDGETARY COMPARISON SCHEDULE - BUDGETARY BASIS
General Fund
For the Year Ended June 30, 2023

	Budgeted Amounts		Actual Amounts (Budgetary Basis)	Variance
	Original	Final		Favorable (Unfavorable)
Expenditures:				
Instruction:				
Regular Programs:				
Elementary	\$ 1,651,272.00	\$ 1,652,930.43	\$ 1,580,554.80	\$ 72,375.63
Middle/Junior High	1,240,276.00	1,241,819.34	1,202,232.37	39,586.97
High School	1,342,946.00	1,344,435.00	1,247,359.46	97,075.54
Special Programs:				
Culturally Different	119,145.00	119,145.00	94,332.72	24,812.28
Educationally Deprived	85,176.00	85,176.00	82,825.97	2,350.03
Support Services:				
Pupils:				
Attendance and Social Work	41,400.00	41,400.00	41,400.00	-
Guidance	215,377.00	215,377.00	203,956.25	11,420.75
Health	66,741.00	66,741.00	61,526.80	5,214.20
Support Services - Instructional Staff:				
Improvement of Instruction	54,487.00	58,487.00	35,935.79	22,551.21
Educational Media	358,099.00	358,099.00	325,828.93	32,270.07
Support Services - General Administration:				
Board of Education	65,565.00	72,665.00	63,350.17	9,314.83
Executive Administration	197,799.00	197,799.00	186,511.19	11,287.81
Support Services - School Administration:				
Office of the Principal	479,703.00	479,703.00	467,767.76	11,935.24
Other	1,000.00	1,000.00	462.29	537.71
Support Services - Business:				
Fiscal Services	154,183.00	154,183.00	141,515.77	12,667.23
Facilities Acquisition and Construction	5,000.00	5,000.00	-	5,000.00
Operation and Maintenance of Plant	1,096,859.00	1,104,859.00	1,058,420.04	46,438.96
Pupil Transportation	408,000.00	408,000.00	394,747.57	13,252.43
Internal Services	13,000.00	13,000.00	9,417.07	3,582.93
Support Services - Central:				
Staff	2,950.00	2,950.00	1,336.52	1,613.48
Other	17,917.00	17,917.00	8,583.96	9,333.04
Community Services:				
Nonpublic School	9,504.00	9,504.00	-	9,504.00
Nonprogrammed Charges:				
Payments to State - Unemployment	2,500.00	5,500.00	4,799.00	701.00
Early Retirement Payments	10,000.00	10,000.00	10,000.00	-

REQUIRED SUPPLEMENTARY INFORMATION
 Dell Rapids School District 49-3
 BUDGETARY COMPARISON SCHEDULE - BUDGETARY BASIS
 General Fund
 For the Year Ended June 30, 2023

	Budgeted Amounts		Actual Amounts (Budgetary Basis)	Variance
	Original	Final		Favorable (Unfavorable)
Cocurricular Activities:				
Male Activities	\$ 70,846.00	\$ 72,846.00	\$ 71,467.37	\$ 1,378.63
Female Activities	82,161.00	87,311.00	84,798.50	2,512.50
Transportation	63,475.00	68,475.00	71,782.64	(3,307.64)
Combined Activities	202,501.00	218,371.00	215,014.86	3,356.14
Contingencies	50,000.00	16,500.00		16,500.00
Total Expenditures	<u>8,107,882.00</u>	<u>8,129,192.77</u>	<u>7,665,927.80</u>	<u>463,264.97</u>
Excess of Revenue Over (Under) Expenditures	(980,504.00)	(900,504.00)	(447,674.72)	452,829.28
Other Financing Sources				
Transfers In	<u>600,000.00</u>	<u>600,000.00</u>	<u>450,000.00</u>	<u>(150,000.00)</u>
Total Other Financing Sources	<u>600,000.00</u>	<u>600,000.00</u>	<u>450,000.00</u>	<u>(150,000.00)</u>
Net Change in Fund Balance	<u>(380,504.00)</u>	<u>(300,504.00)</u>	<u>2,325.28</u>	<u>302,829.28</u>
Fund Balance - Beginning	<u>1,334,283.18</u>	<u>1,334,283.18</u>	<u>1,334,283.18</u>	<u>-</u>
FUND BALANCE - ENDING	<u>\$ 953,779.18</u>	<u>\$ 1,033,779.18</u>	<u>\$ 1,336,608.46</u>	<u>\$ 302,829.28</u>

The notes to the required supplementary schedules are an integral part of this schedule.

REQUIRED SUPPLEMENTARY INFORMATION
Dell Rapids School District 49-3
BUDGETARY COMPARISON SCHEDULE - BUDGETARY BASIS
Capital Outlay Fund
For the Year Ended June 30, 2023

	Budgeted Amounts		Actual Amounts (Budgetary Basis)	Variance with Final Budget Positive (Negative)
	Original	Final		
Revenues:				
Revenue from Local Sources:				
Taxes:				
Ad Valorem Taxes	\$ 2,069,658.00	\$ 2,083,658.00	\$ 2,111,462.02	\$ 27,804.02
Prior Years' Ad Valorem Taxes			12,152.40	12,152.40
Penalties and Interest on Taxes	1,500.00	1,500.00	2,441.70	941.70
Earning Investments and Deposits	12,250.00	12,250.00	43,260.93	31,010.93
Other Revenue from Local Sources:				
Contributions and Donations	40,652.00	95,731.50	96,831.50	1,100.00
Revenue from Federal Sources:				
Restricted Grants-in-Aid Received from Federal				
Government Through the State	150,000.00	275,932.00	275,388.00	(544.00)
Other Federal Revenue	212,614.00	212,614.00	216,329.97	3,715.97
Total Revenue	\$ 2,486,674.00	\$ 2,681,685.50	\$ 2,757,866.52	\$ 76,181.02
Expenditures:				
Instruction:				
Regular Programs:				
Elementary	\$ 150,366.00	\$ 154,618.00	\$ 153,627.72	\$ 990.28
Middle/Junior High	156,385.00	170,385.00	154,128.76	16,256.24
High School	159,152.00	285,084.00	281,198.50	3,885.50
Special Programs:				
Programs for Special Education	4,500.00	4,500.00	1,402.72	3,097.28
Support Services - Instructional Staff:				
Educational Media	125,318.00	125,318.00	107,664.13	17,653.87
Support Services - General Administration:				
Executive Administration	375.00	375.00	-	375.00
Support Services - School Administration:				
Office of the Principal	1,125.00	1,125.00	266.54	858.46
Other	375.00	375.00	-	375.00
Support Services - Business:				
Fiscal Services	6,875.00	6,875.00	6,630.00	245.00
Facilities Acquisition and Construction	1,040,828.00	1,187,828.00	757,786.11	430,041.89
Operation and Maintenance of Plant	225,000.00	225,000.00	154,213.76	70,786.24
Student Transportation Services	104,625.00	104,625.00	115,299.87	(10,674.87)
Internal Services	-	-	2,590.80	(2,590.80)

REQUIRED SUPPLEMENTARY INFORMATION
Dell Rapids School District 49-3
BUDGETARY COMPARISON SCHEDULE - BUDGETARY BASIS
Capital Outlay Fund
For the Year Ended June 30, 2023

	Budgeted Amounts		Actual Amounts (Budgetary Basis)	Variance Favorable (Unfavorable)
	Original	Final		
Community Services Nonpublic School	10,000.00	10,000.00	-	10,000.00
Debt Services	836,567.00	836,567.00	851,031.70	(14,464.70)
Cocurricular Activities: Combined Activities	23,202.00	74,029.50	93,037.66	(19,008.16)
Total Expenditures	2,844,693.00	3,186,704.50	2,678,878.27	507,826.23
Excess of Revenue Over (Under) Expenditures	(358,019.00)	(505,019.00)	78,988.25	584,007.25
Other Financing Sources:				
Transfers Out	(894,446.00)	(894,446.00)	(744,446.00)	150,000.00
Proceeds of General Long Term Liabilities	1,149,913.00	1,149,913.00	1,158,117.05	8,204.05
Sale of Surplus Property	-	-	7,550.00	7,550.00
Compensation for Loss of General Cap. Assets	90,000.00	90,000.00	96,897.35	6,897.35
Total Other Financial Sources (Uses)	345,467.00	345,467.00	518,118.40	172,651.40
Net Change in Fund Balance	(12,552.00)	(159,552.00)	597,106.65	756,658.65
Fund Balance - Beginning	3,482,310.48	3,482,310.48	3,482,310.48	-
FUND BALANCE - ENDING	\$ 3,469,758.48	\$ 3,322,758.48	\$ 4,079,417.13	\$ 756,658.65

The notes to the required supplementary schedules are an integral part of this schedule.

REQUIRED SUPPLEMENTARY INFORMATION
Dell Rapids School District 49-3
BUDGETARY COMPARISON SCHEDULE - BUDGETARY BASIS
Special Education Fund
For the Year Ended June 30, 2023

	Budgeted Amounts		Actual Amounts (Budgetary Basis)	Variance with Final Budget Positive (Negative)
	Original	Final		
Revenues:				
Revenue from Local Sources:				
Taxes:				
Ad Valorem Taxes	\$ 1,184,020.00	\$ 1,200,020.00	\$ 1,216,252.68	\$ 16,232.68
Prior Years' Ad Valorem Taxes			7,053.30	7,053.30
Penalties and Interest on Taxes	750.00	750.00	1,410.42	660.42
Earning Investments and Deposits	10.00	10.00	1,104.32	1,094.32
Other Revenue from Local Sources:				
Services Provided Other School Districts	20,900.00	29,900.00	29,833.94	(66.06)
Charges for Services	15,900.00	33,900.00	33,629.85	(270.15)
Revenue from State Sources:				
Grants-in-Aid:				
Restricted Grants-in-Aid	177,294.00	177,294.00	161,108.00	(16,186.00)
Revenue from Federal Sources:				
Grants-in-Aid:				
Restricted Grants-in-Aid Received from Federal Government Through the State	267,416.00	267,416.00	270,574.00	3,158.00
Total Revenue	\$ 1,666,290.00	\$ 1,709,290.00	\$ 1,720,966.51	\$ 11,676.51
Expenditures:				
Special Programs:				
Programs for Special Education	\$ 1,091,920.00	\$ 1,150,920.00	\$ 1,053,386.89	\$ 97,533.11
Support Services:				
Pupils:				
Health		8,000.00	7,876.00	124.00
Psychological	65,000.00	70,200.00	67,252.82	2,947.18
Speech Pathology	174,676.00	189,676.00	189,101.14	574.86
Student Therapy Services	89,900.00	117,900.00	117,856.71	43.29
Support Services - Instructional Staff:				
Improvement of Instruction	5,900.00	7,900.00	8,462.17	(562.17)
Support Services - Special Education:				
Administrative Costs	115,833.00	115,833.00	113,541.02	2,291.98
Transportation Costs	138,725.00	210,725.00	208,285.34	2,439.66
Total Expenditures	1,681,954.00	1,871,154.00	1,765,762.09	105,391.91
Excess of Revenue Over (Under) Expenditures	(15,664.00)	(161,864.00)	(44,795.58)	117,068.42
Fund Balance - Beginning	256,588.39	256,588.39	256,588.39	-
FUND BALANCE - ENDING	\$ 240,924.39	\$ 94,724.39	\$ 211,792.81	\$ 117,068.42

The notes to the required supplementary schedules are an integral part of this schedule.

DELL RAPIDS SCHOOL DISTRICT NO. 49-3
NOTES TO REQUIRED SUPPLEMENTARY INFORMATION
Schedules of Budgetary Comparisons for the General Fund
and each major Special Revenue Fund with a legally required budget.

1. Budgets and Budgetary Accounting:

The School District followed these procedures in establishing the budgetary data reflected in the schedules:

1. Prior to the first regular board meeting in May of each year, the school board causes to be prepared a proposed budget for the next fiscal year according to the budgetary standards prescribed by the Auditor General.
2. The proposed budget is considered by the school board at the first regular meeting held in the month of May of each year.
3. The proposed budget is published for public review no later than July 15 each year.
4. Public hearings are held to solicit taxpayer input prior to the approval of the budget.
5. Before October 1 of each year, the school board must approve the budget for the ensuing fiscal year for each fund, except fiduciary funds.
6. After adoption by the school board, the operating budget is legally binding and actual expenditures of each fund cannot exceed the amounts budgeted, except as indicated in number 8.
7. A line item for contingencies may be included in the annual budget. Such a line item may not exceed 5 percent of the total school district budget and may be transferred by resolution of the school board to any other budget category, except for capital outlay, that is deemed insufficient during the year. No amount of expenditures may be charged directly to the contingency line item in the budget.
8. If it is determined during the year that sufficient amounts have not been budgeted, state statute allows adoption of supplemental budgets when moneys are available to increase legal spending authority.
9. Unexpended appropriations lapse at year-end unless encumbered by resolution of the school board.
10. Formal budgetary integration is employed as a management control device during the year for the General Fund and special revenue funds.
11. Budgets for the General Fund and each major special revenue fund are adopted on a basis consistent with generally accepted accounting principles (GAAP).

2. USGAAP/BUDGETARY ACCOUNTING BASIS DIFFERENCES

The financial statements prepared in conformity with USGAAP present capital outlay expenditure information in a separate category of expenditures. Under the budgetary basis of accounting, capital outlay expenditures are reported within the function to which they relate. For example, the purchase of a new school bus would be reported as a capital outlay expenditure on the Governmental Funds Statement of Revenues, Expenditures and Changes in Fund Balances, however in the Budgetary RSI Schedule, the purchase of a school bus would be reported as an expenditure of the Support Services-Business/Pupil Transportation function of government, along with all other current Pupil Transportation related expenditures.

Required Supplementary Information
 Dell Rapids School District 49-3
SCHEDULE OF THE SCHOOL DISTRICT'S PROPORTIONATE SHARE OF THE NET PENSION LIABILITY (ASSET)
 South Dakota Retirement System

	2023	2022	2021	2020	2019	2018	2017	2016	2015
District's proportion of the net pension liability (asset)	0.2362290%	0.2311000%	0.2278575%	0.2353911%	0.2280488%	0.2261769%	0.2173607%	0.2204587%	0.2277243%
District's proportionate share of net pension liability (asset)	\$ (22,325)	\$ (1,769,830)	\$ (9,896)	\$ (24,945)	\$ (5,319)	\$ (20,526)	\$ 734,223	\$ (935,028)	\$ (1,640,660)
District's covered-employee payroll	\$ 5,640,774	\$ 5,244,410	\$ 5,000,777	\$ 5,004,888	\$ 4,740,906	\$ 4,595,435	\$ 4,133,098	\$ 4,024,942	\$ 3,982,257
District's proportionate share of the net pension liability (asset) as a percentage of its covered-employee payroll	0.40%	33.75%	0.20%	0.50%	0.11%	0.45%	17.76%	23.23%	41.20%
Plan fiduciary net position as a percentage of the total pension liability (asset)	100.10%	105.52%	100.04%	100.09%	100.02%	100.01%	96.89%	104.10%	107.30%

The amounts presented for each fiscal year were determined as of the measurement date of the collective net pension liability (asset) which is 6/30 of previous fiscal year.

Required Supplementary Information
 Dell Rapids School District 49-3
SCHEDULE OF THE SCHOOL DISTRICT CONTRIBUTIONS
 South Dakota Retirement System

	2023	2022	2021	2020	2019	2018	2017	2016	2015
Contractually required contribution	\$ 347,510	\$ 338,447	\$ 314,665	\$ 300,047	\$ 300,294	\$ 284,455	\$ 275,727	\$ 247,987	\$ 241,497
Contributions in relation to the contractually required contribution	\$ 347,510	\$ 338,447	\$ 314,665	\$ 300,047	\$ 300,294	\$ 284,455	\$ 275,727	\$ 247,987	\$ 241,497
Contribution deficiency (excess)	\$ -	\$ -	\$ -	\$ -	\$ -	\$ -	\$ -	\$ -	\$ -
District's covered-employee payroll	\$ 5,791,828	\$ 5,640,774	\$ 5,244,410	\$ 5,000,777	\$ 5,004,888	\$ 4,740,906	\$ 4,595,435	\$ 4,133,098	\$ 4,024,942
Contributions as a percentage of covered-employee payroll	6.00%	6.00%	6.00%	6.00%	6.00%	6.00%	6.00%	6.00%	6.00%

DELL RAPIDS SCHOOL DISTRICT
NOTES TO REQUIRED SUPPLEMENTARY INFORMATION
For the Year Ended June 30, 2023
Schedule of the Proportionate Share of the Net Pension Liability (Asset) and Schedule of
Pension Contributions

Changes from Prior Valuation

The June 30, 2022 Actuarial Valuation reflects numerous changes to the actuarial assumptions as a result of an experience analysis completed since the June 30, 2021 Actuarial Valuation. In addition, two changes in actuarial methods have been implemented since the prior valuation.

The details of the changes since the last valuation are as follows:

Benefit Provision Changes

During the 2022 Legislative Session no significant SDRS benefit changes were made and gaming enforcement agents became Class B Public Safety Members.

Actuarial Assumption Changes

As a result of an experience analysis covering the period from July 1, 2016 to June 30, 2021 and presented to the SDRS Board of Trustees in April and June, 2022, significant changes to the actuarial assumptions were recommended by the SDRS Senior Actuary and adopted by the Board of Trustees first effective for this June 30, 2022 actuarial valuation.

The changes to economic assumptions included increasing the price inflation to 2.50% and increasing the wage inflation to 3.15%. The current assumed investment return assumption of 6.50% was retained, lowering the assumed real investment return to 4.00%. The baseline COLA assumption of 2.25% was also retained. Salary increase assumptions were modified to reflect the increase in assumed wage inflation and recent experience. The assumed interest on accumulated contributions was decreased to 2.25%.

The demographic assumptions were also reviewed and revised. The mortality assumption was changed to the Pub-2010 amount-weighted tables using separate tables for teachers, general, and public safety retirees, with assumptions for retirees adjusted based on credible experience. The mortality assumption for active and terminated vested members was changed to the unadjusted amount-weighted Pub-2010 tables, again by member classification and the assumption for beneficiaries was changed to the amount-weighted Pub-2010 general contingent survivor table. Adjustments based on experience were also made to the assumptions regarding retirement, termination, disability, age of spouses for married Foundation members, percentage of terminated vested members electing a refund, and benefit commencement age for terminated vested Public Safety members with 15 or more years of service.

The SDRS COLA equals the percentage increase in the most recent third calendar quarter CPI-W over the prior year, no less than 0% (0.5% prior to 2021) and no greater than 3.5%. However, if the FVFR assuming the long-term COLA is equal to the baseline COLA assumption (currently 2.25%) is less than 100%, the maximum COLA payable will be limited to the increase that if assumed on a long-term basis, results in a FVFR equal to or exceeding 100%.

As of June 30, 2021, the FVFR assuming the long-term COLA is equal to the baseline COLA assumption (2.25%) was greater than 100% and the full 0% to 3.5% COLA range was payable. For the June 30, 2021 Actuarial Valuation, future COLAs were assumed to equal the baseline COLA assumption of 2.25%.

As of June 30, 2022, the FVFR assuming future COLAs equal to the baseline COLA assumption of 2.25% is less than 100% and the July 2023 SDRS COLA is limited to a restricted maximum of 2.10%. The July 2023 SDRS COLA will equal inflation, between 0% and 2.10%. For this June 30, 2022 Actuarial Valuation, future COLAs were assumed to equal the restricted maximum COLA of 2.10%.

DELL RAPIDS SCHOOL DISTRICT
NOTES TO REQUIRED SUPPLEMENTARY INFORMATION
For the Year Ended June 30, 2023
Schedule of the Proportionate Share of the Net Pension Liability (Asset) and Schedule of
Pension Contributions

Actuarial assumptions are reviewed for reasonability annually and reviewed in depth periodically, with the next experience analysis anticipated before the June 30, 2027 Actuarial Valuation and any recommended 7 changes approved by the Board of Trustees are anticipated to be first implemented in the June 30, 2027 Actuarial Valuation.

Actuarial Method Changes

Actuarial method changes with minor impact were implemented for this valuation after recommendation by Cavanaugh Macdonald Consulting as part of their reviews of prior valuations. As a result, liabilities and normal costs for refund benefits and the Generational Variable Retirement Account are now calculated using the entry age normal cost method with normal costs based on the expected value of these accounts rather than the actual balance.

**DELL RAPIDS SCHOOL DISTRICT NO. 49-3
SCHEDULE OF EXPENDITURES OF FEDERAL AWARDS
FOR THE YEAR ENDED JUNE 30, 2023**

Federal Grantor/Pass-Through Grantor Program or Cluster Title	Federal Assistance Listing Number	Pass-Through Entity Identifying Number	Expenditures Amount FY 2023
US Department of Agriculture:			
Pass-Through the SD Department of Education:			
Child Nutrition Cluster:			
Non-Cash Assistance (Commodities):			
National School Lunch Program	10.555	N/A	\$ 65,222.58
Cash Assistance (Note 3):			
School Breakfast Program	10.553	N/A	20,165.72
National School Lunch Program	10.555	N/A	<u>163,492.43</u>
Total US Department of Agriculture			<u>248,880.73</u>
US Department of Justice - Pass-Through Programs From:			
Dakota Drug and Alcohol Prevention			
Crime Victim Assistance/Drug Endangered Children	16.582	N/A	<u>35,000.00</u>
Total US Department of Justice			<u>35,000.00</u>
US Department of Education:			
Pass-Through the SD Department of Education:			
Special Education Cluster:			
Special Education - Grants to States (Note 4)	84.027	N/A	258,592.00
Special Education - Preschool Grants (Note 4)	84.173	N/A	<u>11,982.00</u>
Total for Special Education Cluster			<u>270,574.00</u>
Title I Grants to Local Educational Agencies	84.010	N/A	82,826.00
Career and Technical Education - Basic Grants to States	84.048	N/A	153.25
Supporting Effective Instruction State Grants	84.367	N/A	42,580.00
School Support and Academic Enrichment Grants	84.424	N/A	<u>14,400.00</u>
Education Stabilization Fund			
Elementary and Secondary School Emergency Relief Fund (Note 4)	84.425D	N/A	180,200.00
American Rescue Plan Elementary and Secondary School Emergency Relief (Note 4)	84.425U	N/A	<u>279,932.00</u>
Total Education Stabilization Fund			<u>460,132.00</u>
Total US Department of Education			<u>870,665.25</u>
US Department of Health and Human Services:			
Pass-Through SD Department of Social Services			
Child Care and Development Block Grant/Cares Grants to Regulated Child Care Programs	93.575	N/A	<u>19,353.44</u>
Total US Department of Health and Human Services			<u>19,353.44</u>
Grand Total			<u><u>\$ 1,173,899.42</u></u>

**DELL RAPIDS SCHOOL DISTRICT NO. 49-3
SCHEDULE OF EXPENDITURES OF FEDERAL AWARDS
FOR THE YEAR ENDED JUNE 30, 2023**

Note 1: *Basis of Presentation*

The accompanying Schedule of Expenditures of Federal Awards (the "Schedule") includes the federal award activity of the School District under programs of the federal government for the year ended June 30, 2023. The information in this Schedule is presented in accordance with the requirements of Title 2 U.S. Code of Federal Regulations Part 200, Uniform Administrative Requirements, Cost Principles, and Audit Requirements for Federal Awards (Uniform Guidance). Because the Schedule presents only a selected portion of the operations of the School District, it is not intended to and does not present the financial position, changes in net position, or cash flows of the School District.

Note 2: *Summary of Significant Accounting Policies*

Expenditures reported on the Schedule are reported on the modified accrual basis of accounting. Such expenditures are recognized following the cost principles contained in the Uniform Guidance, wherein certain types of expenditures are not allowable or are limited as to reimbursement. The School District has not elected to use the 10-percent de minimis indirect cost rate as allowed under the Uniform Guidance

Note 3: *Federal Reimbursement*

Federal reimbursements are not based upon specific expenditures. Therefore, the amounts reported here represent cash received rather than federal expenditures.

Note 4: *Major Federal Financial Assistance Program*

This represents a Major Federal Financial Assistance Program.

Dell Rapids School District

Quarrier Pride...We Empower Each Other to Excel

Administration:

Dr. Donovan DeBoer, Superintendent
Drew Bunkers, 9-12 Principal
Larry Baker, 5-8 Principal
Linda Merkwan, K-4 Principal
Jeff Krumm, Technology Director
John Silvermail, Activities Director/Facility Manager
Barb Littel, Business Manager

Board of Education:

Troy Randall, President
Matt Weiland, Vice President
Lee Bollock
Paula Harvey
Jeff Traill

March 13, 2024

To Whom It May Concern:

This letter is in response to the following audit finding:

Internal controls should be in place that provide reasonable assurance that management directives are carried out in regards to the recording and processing of financial data.

This reportable condition exists due to a lack of segregation of duties in the Dell Rapids School District. It is a result of the size of the school district which precludes staffing at a level sufficient to provide an ideal environment for internal controls.

Since it is not feasible financially for the district to take corrective action that would remove this comment as an audit finding, specific actions that are being implemented as compensating controls include:

- The superintendent reviews bank statements for unusual transactions and examine the monthly bank reconciliation. The superintendent also compares bank statement balances, bank reconciliation balances, and balance sheet reports.
- Salaries are entered into the payroll accounting system by the business manager. The administrative secretary verifies entries against written contracts (signed by the school board president) and salaries published in the board minutes.
- Monthly payroll is run by the business manager. The administrative secretary packages and mails pay stubs to employees.
- Classified staff utilize a computerized time clock system. Weekly time clock reports are processed by the administrative secretary and reviewed by the business manager. Supervisors have view-only access to time cards.
- Direct deposit payroll processing is limited at the bank to a level sufficient only for normal payroll amounts.
- If grant funds are used for program supplies, requisitions are entered online, approved by the building principal and the business manager, and purchase orders are generated by the administrative secretary for the business manager's signature. The administrative secretary checks in packages and enters invoices for accounts payable. The school board approves payment of invoices, the business manager prints checks, and the administrative secretary packages/mailed checks.
- Detailed expenditure reports are uploaded to the DOE Grants Management System when the business manager processes requests for reimbursement. Reimbursements are made by direct deposit into the school district bank account.
- An itemized listing of claims is sent to the superintendent and school board members prior to each board meeting. Claims, with supporting documentation, are available for board review at the school board meeting.
- The superintendent, building principals, special education director, facility manager, activities director, and technology director have view-only access to financial reports via the accounting system's weblink.

Barbara Littel

Barbara Littel
Business Manager